



SH TX



Stock Horse of Texas

2025 Rule Book

Thank You to our Sponsors!



Sara & Danny
Crowl



Double F Ranch
Roy & Sheri Fisher



Bob & Jennifer Muir



Matlock Rice
Performance Horses



Rick & Karen
Miller



The rule book was produced at the beginning of the calendar year. Changes, additions and/or corrections can take place during the year. Refer to the online rule book for the most current version. Cover photo by High Cotton Promotions.

For the safety of our exhibitors, SHTX has established the following Warm Up area protocol:

In warm up areas, no cell phones, ear buds or headphones are allowed. For the safety of riders, fencing (running/stopping) should only be during designated times or when few riders are in the arena. Riders should practice spins in the middle of circles only. Beginning 2 hours before the show starts and during competition, only riders entered in competition are allowed horseback in warm up areas, no bareback riding and no riding double during that time frame.

One Circle Warm-Up Arena Etiquette




LEFT circles at the TOP of each
hour



RIGHT circles at the BOTTOM of
each Hour

Large Arena Warm-Up Etiquette

- Always go with the flow of traffic. If the arena is large enough for two sets of circles, follow the diagram with a set of circles going each direction.
- **NEVER stop your horse in traffic, and ALWAYS look behind you before you stop or slow down.**
- Always look where you are going, and watch out for other riders.
- Don't tie horses in the warm up arena.
- No cell phones, headphones or ear buds in arenas.



Brief History of Stock Horse of Texas

(Courtesy of a 1999 article by Ross Hecox)

In 1995, Texas horsemen Jack Brainard and Roger Blackmon saw a need in the horse industry for an organization that could teach riders horsemanship skills, promote all-around working horses, put on shows and clinics that don't make horse owners pay through the nose to participate and provide its events in a truly enjoyable setting.

Brainard and Blackmon wanted their concept to fit both working ranchers and backyard horsemen. Dr. Doug Householder, Dr. Bill Jackson, Dr. Dennis Sigler and B.F. Yeates soon joined in promoting the new organization in 1996. In 1997, Stock Horse of Texas (SHTX) passed out its first membership cards. The following year, its first group of officers were elected and competitions were offered for the first time.

The Stock Horse of Texas Association was created to promote and support the concept of the versatile stock horse. The strength in this concept lies in the variety of skills developed by both horse and rider in four different disciplines: Reining, Pleasure, Trail, and Working Cow Horse. The true all-around stock horse can handle a variety of situations with ease and athleticism, using natural movement and an attitude that reflects the ranch-type influence of an everyday stock horse.

The SHTX program is designed for riders of all experiences to learn and compete in an environment that is friendly, affordable and designed to fit all levels of riding.

SHTX clinics and shows are held year-round across the state and all breeds of horses are welcome. Participants may enter just the clinic or only one or two classes if they wish. The goal is to improve horses and riders through the all-around stock horse concept. Promoting the versatile stock horse since 1996, the SHTX mission continues:

"Helping People Ride a Better Horse"

ASSOCIATION BYLAWS

These Bylaws (referred to as the "bylaws") govern the affairs of the STOCK HORSE OF TEXAS ASSOCIATION, INC., a nonprofit corporation (referred to as the "Association") organized under the Texas Business Organizations Code (referred to as the "Code").

ARTICLE I: NAME, PURPOSE, LOCATION AND CORPORATE SEAL

Section 1. This Association shall be known as the Stock Horse of Texas Association, Inc., ("Association") and shall at all times be operated and conducted as a non-profit corporation in accordance with the laws of the State of Texas.

Section 2. The purpose of this Association shall be to promote education for western stock horse enthusiasts to ride and train a versatile western stock horse, to teach rider knowledge and skills to maximize horse trainability, performance and safety, to offer affordable, fun, and standardized versatile western stock horse educational programs and competitions, to perpetuate and preserve the western tradition and heritage of working stock and ranch horses, to encourage the use of standard rules for conducting and judging contests for the western all-around stock horse, to define, promote and improve the quality of the versatile western stock horse, and to encourage honesty, integrity, respect, sportsmanship and family values.

Section 3. The Association shall cover the state of Texas, but members may be residents of any state. The principal place of business shall be established by the Board of Directors.

Section 4. The seal of the Association shall be in the charge of the Executive Director.

Section 5. The Association shall conduct its affairs on a calendar year basis. A financial audit may be made and be reported to the next annual meeting of the members.

ARTICLE II - MEMBERS

Section 1. Members of the Association shall be admitted, retained, suspended and expelled in accordance with such rules and regulations as the Board of Directors may adopt from time to time. Each such member shall be entitled to one vote so long as such member is in good standing and has been a paid Member for at least 90 days.

Section 2. Whenever in these Bylaws, the term "Member" or "Members" shall be used, unless otherwise specified, it shall mean a Member, having the right to vote, that is in good standing.

Section 3. There shall be only one class of Members; and membership shall be open to all persons who subscribe to the aims of the Association, abide by the Asso-

ciations' rules and regulations, and assist in furthering its purposes.

Section 4. An annual meeting of the Members shall be held at such time and place as may be fixed by the Board of Directors. At such annual meeting, the Members shall install newly elected Directors. Notice of the Annual Meeting, including date, time, place, and agenda shall be published in the Association's publications and on the Association's website at least 20 days prior to the meeting.

Section 5. Special meetings of Members may be held at such time and place as may be designated in a notice, whenever called, by direction of the President, by a majority of the Board of Directors, or by notice signed by not less than twenty five percent (25%) of Members.

Section 6. At any meeting of the Members held in accordance with the foregoing Notice provisions, the Members attending such meeting, no matter the number, shall constitute a quorum for all purposes. To vote, a Member must be physically present at a meeting. No absentee ballot or proxy votes are allowed.

Section 7. Any officer of the Association may call a meeting of the Members to order and may act as chair of such meeting, precedence being given to the President. In the absence of all such officers, Members present may appoint or elect a temporary chair for the purposes of the meeting only.

ARTICLE III – BOARD OF DIRECTORS

Section 1. The business and property of the Association shall be managed and controlled by the Board of Directors, which shall elect an Executive Committee to run the day-to-day affairs of the Association.

Section 2. The Board of Directors shall consist of members elected by the membership to hold office for three years, with at least one director being a representative of an educational entity. (This director cannot be a college student to satisfy the requirement and this director may be appointed by the President, with the advice and consent of the Executive Committee. Four Directors shall be elected annually and shall hold office for a term of three years or until their successors are elected and have taken office. No more than one member of any family (in the first or second degree by either blood or marriage) or firm may sit on the Board of Directors. Persons elected to the Board of Directors must (i) have been members of the Association for two years before taking

office, (ii) be a current member in good standing, and (iii) must be at least 21 years of age.

Section 3. Directors-at-Large may be appointed by the President, with the advice and consent of the Executive Committee. The Director-at-Large designation is for directors who have distinguished themselves by length of service and/or accomplishments. All Past Presidents of the Association shall automatically become a Director-at-Large. Unless a Director-at-Large is currently an elected member of the Board of Directors, the role of the Director-at-Large on the Board of Directors will be in an advisory, non-voting capacity only.

Section 4. An Advisory Board may be established by the Board of Directors to recognize the efforts of certain individuals in continuing the founding principles of SHTX. The function is to provide advice and guidance to the Board of Directors. Members nominated to the Advisory Board must be members in good standing of the Association. Members of the Advisory Board will be nominated and appointed by the Board of Directors. Nominations must be made at any regular called meeting of the Board of Directors, and voted on at the next regular meeting. The Advisory Board will be limited to a maximum of 25 members. Each even numbered year the Board of Directors will review the members and either reappoint or remove members of the Advisory Board. The Advisory Board serves in an advisory capacity only, and only has the responsibilities and authority as granted by the Board of Directors. At no time will the Advisory Committee have voting rights on the Board of Directors. A member of the Association cannot sit on the Board of Directors and the Advisory Committee at the same time.

Section 5. The annual meeting of the Board of Directors shall be held immediately following the annual members' meeting. The Board, by rule, may provide for other regular meetings at stated time and places, of which no notice to the general membership shall be required. Absentee or vote by proxy is not allowed in any meeting of the Board of Directors.

Section 6. Special meetings of the Board of Directors shall be held whenever called by the President, or by two-thirds of the directors in office. Notice of each special meeting shall be given by electronic mail, postal mail or telephone to each director at least 20 days before the meeting, and shall be effective when sent. Such notice may be waived by any director. The notice of a special meeting must contain an agenda of the items to be dis-

cussed at the meeting, and those items are the only business that may be conducted at such meeting.

Section 7. One half the number plus one of the directors shall constitute a quorum for the transaction of business, but if at any meeting of the Board there may be less than this number present, a majority of those present may adjourn the meeting from time to time until a quorum shall be present.

Section 8. Each director must attend one-half of the meetings in a calendar year. Failing to do this, the director may be removed at the discretion of the Executive Committee.

Section 9. At meetings of the Board of Directors, business shall be transacted in such order as the President may determine.

Section 10. The Board of Directors shall have the power and authority to make, amend, repeal and enforce such rules and regulations, not contrary to law or the Certificate of Formation as they may deem expedient concerning the conduct, management and activities of the Association, the admissions, classification, qualification, suspension and expulsion of members, removal of officers, the rules and regulations governing the procedure of such suspension and expulsion and removal, the fixing and collecting of dues and fees, the expenditure of money, the auditing of books and records, rules regarding awarding of championships and awards, the conducting of clinics, educational programs, seminars, shows, contests, exhibitions, sales and social functions, and all other details relating to the general purposes of the Association.

Section 11. Actions of the Board of Directors are subject to revision or amendment by the Members at any regular or special meeting of the Members, provided that written notice of any intention to revise or amend any rule or regulation shall have been sent to all Members at least 20 days in advance of the meeting. Such regular or special meetings shall require a quorum (defined, for the purposes of this section only, as at least 25% of the general membership physically present at the meeting) for the transaction of business. However, if any third party relies on an action of the Board of Directors that is later amended, revised or repealed, that action may only be amended, revised or repealed on a prospective basis and not retroactively.

Section 12. The Board of Directors, from time to time, may create and empower committees, general or spe-

cial. A committee shall have only those powers specifically granted to it by the Board of Directors. At the time a committee is established by the Board of Directors, the Board shall define its responsibilities in writing. In designating powers and responsibilities to committees, the Board shall not entrust any committee with any of the powers and duties specific to the Board.

Section 13. Directors owe a duty of loyalty to the Association and will use their best efforts to avoid entering into transactions in which a conflict of interest with the Association exists. However, nothing in these Bylaws will prohibit a director or a company or entity with which a director is associated from sponsoring any event or activity of the Association.

The Association may not make any loan to a director or officer of the Association. A director, officer, or committee member of the Association may lend money to and otherwise transact business with the Association if (i) the transaction is in the best interest of the Association, (ii) the transaction is fully described in a legally binding instrument and (iii) all relevant facts regarding the transaction have been disclosed to the Board of Directors and the Board of Directors has approved the transaction by majority vote, not including the vote of any person having a personal interest in the transaction. Such a person transacting business with the Association has the same rights and obligations relating to those matters as other persons transacting business with the Association.

Except with the Board's prior approval, no director, officer, or committee member or member of the Association may: do any act in violation of these Bylaws or in violation of a binding obligation of the Association; do any act with the intention of harming the Association or any of its operations; do any act that would make it impossible or unnecessarily difficult to carry on the Association's intended or ordinary business; receive an improper personal benefit from the operation of the Association; use the Association's assets, including any software rights owned by the Association, directly or indirectly for any purpose other than carrying on the Association's business; wrongfully transfer or dispose of Association property, including intangible property such as good will; or use the Association's name (or any substantially similar name), logo, trademark or trade name adopted by the Association, except on behalf of the Association in the ordinary course of its business.

Section 14. An officer, director, employee, or staff

member other than the President and Executive Director, attending an Association-approved or sponsored event, shall not attend in any official capacity unless authorized by the Executive Committee.

Section 15. An officer, director, employee, or staff member or their families are not prohibited from participating in association events.

ARTICLE IV - ELECTION OF DIRECTORS

Section 1. A Directors Nominating Committee, which must be comprised of elected Directors, shall be appointed by the President with the advice and consent of the Executive Committee and be publicly announced by February 1 of each year or as soon as practical thereafter.

Section 2. Members may make recommendations to the Directors Nominating Committee of individuals they would like to serve as Directors. The Directors Nominating Committee will receive all nominations, and determine which nominated individuals meet the qualifications for directors outlined in these Bylaws. The recommendations for directors from the nominating committee must be sent to the Association office no later than May 1 of each year. Submission of a recommendation does not guarantee that an individual will be on the ballot. If an individual is not qualified pursuant to these Bylaws to serve as Director, then the Directors Nominating Committee will not include that name on the ballot.

Section 3. The Directors Nominating Committee may also include individuals on the ballot that have not been recommended by the membership, but that it believes are suitable to serve as directors. The Directors Nominating Committee should also seek out individuals for nomination that the committee believes will: be an ambassador of good will by holding the Association in a positive light to members and the general public at all times, actively participate in Board and Association meetings, accept and carry out specific responsibilities as assigned by the President and/or the Board, act at all times in the best interest of the Association and its members, not in self-interest, exercise good faith in all transactions in exercising their duties to the Association and its property. In addition, Directors must adhere to a strict rule of honest dealing in all matters with and on behalf of the Association.

Section 4. The Directors Nominating Committee shall prepare a ballot, taking into consideration nominations

from member recommendations, director recommendations and recommendations of the nominating committee. There may be at least one and a maximum of two nominees per directorship position.

Section 5. After June 1, the Directors Nominating Committee shall send the ballot to all members in good standing. Ballots must be returned according to director election procedures.

Section 6. The nominee(s) receiving the highest number(s) of votes will be designated director(s) after which the alternate(s) will be designated according to the remaining number of votes in descending order. In the event of a Director vacancy, the alternate director with the highest number of votes will be appointed to the Director position. If an alternate is not available, then the President may appoint an alternate with the advice and consent of the Executive Committee.

Section 7. The Board of Directors for the coming year shall be determined by September 1 or as soon as practical thereafter. Directors shall take office at the next Annual Meeting.

ARTICLE V - EXECUTIVE COMMITTEE

Section 1. There shall be an Executive Committee consisting of the President, Immediate Past President, and four additional members elected by and from the Board of Directors.

Section 2. The Executive Committee shall be elected at the regular fall meeting of the Board. At such meeting, the President will open the meeting for nominations from the floor, and at the close of nominations, the election will be conducted by secret ballot (at the Board's discretion), each director submitting five director names, including one name specifically for President. The director receiving the most votes for President will be President-Elect, and the other four directors receiving the highest number of votes will be appointed to the Executive Committee. The new Executive Committee will be installed and take office at the annual meeting. The Executive Committee members will continue to be voting members of the Board of Directors.

Section 3. The President with the advice and consent of the Executive Committee shall fill all vacancies in the Executive Committee occurring between annual meetings of the Association.

Section 4. The President may appoint two advisors, without voting power, to the Executive Committee to

serve during his/her term of office. Any Director-at-Large or member of the Advisory Board may serve as an advisor to the Executive Committee.

Section 5. The members of the Executive Committee shall hold office for a period of one year or until their successors are elected and have taken office at the Annual Meeting.

Section 6. No officer or member of the Executive Committee may serve on the Executive Committee in excess of eight consecutive years.

Section 7. The Executive Committee shall meet whenever and wherever called by direction of the President or three members of the Committee acting jointly. Whoever calls the meeting shall give 10 days' notice, but such notice may be waived by a member.

Section 8. The Executive Committee may act, without convening in meeting, by written resolutions signed by all Members thereof, or by electronic mail. Members of the Committee may participate in a meeting through use of conference telephone, electronic video screen communications, or other communications equipment provided all members participating in the meeting are able to hear one another. Records of the meeting and decisions by written resolution and/or electronic means shall be duly entered in the Association records.

Section 9. One half the number plus one of the executive committee shall constitute a quorum for the legal transaction of business, but if at any meeting of the Committee there may be less than this number present, a majority of those present may adjourn the meeting from time to time until a quorum shall be present.

Section 10. The Executive Committee will be responsible for overseeing the day-to-day operations, administration, and finances of the Association, and for implementing the policies, procedures, directives and long-term plans established by the Board of Directors. The Executive Committee shall exercise the powers of the Board of Directors during the periods between the meetings of the Board of Directors. However, the Executive Committee will not have the power to amend or repeal the certificate of formation or Bylaws of the Association; adopt a plan of merger or of consolidation with another corporation; authorize the sale, lease exchange, or mortgage of all or substantially all of the Association's property or assets; authorize or revoke voluntary dissolution of the Association; elect, appoint, or remove a member of a committee or a director or officer of the Association; or take any

action in contradiction of a mandate or vote of the Board of Directors.

Section 11. It shall be the responsibility of the Executive Committee to furnish liaison members to the Standing Committees, to report to the Board of Directors at its regular meetings.

Section 12. The Executive Committee shall be responsible for interpreting and deciding all questions or ambiguities that may arise in connection with the meaning, intent or purpose of any bylaw, rule, regulation or other Association document.

Section 13. The written contracts of the Association shall be executed on behalf of the Association by the President and/or the Executive Director upon approval by the Executive Committee.

Section 14. Should a member of the Executive Committee fail to be re-elected to the Board of Directors, he or she will no longer be on the Executive Committee upon the end of his/her term on the Board of Directors.

Section 15. The Executive Committee will be responsible for interviewing, hiring, setting a salary for, and directing the activities and duties of the Executive Director for the Association. The Executive Director shall implement the actions, decisions and directions of the Board of Directors and Executive Committee and shall manage the Association's physical facilities and personnel. The Executive Director shall keep the minutes of all membership, Board of Directors and Executive Committee meetings; shall be the custodian for the safekeeping of all documents and records of the Association; shall collect all monies due the Association; and shall disburse the money of the Association upon the direction of the Executive Committee. The Executive Director shall account to the Executive Committee and the Board of Directors, when requested, for all receipts and disbursements of the Association. In addition, the Executive Director shall cause to be submitted to the Executive Committee, a detailed budget of the proposed and anticipated receipts and disbursements for the forthcoming fiscal year of the Association. The Executive Director shall be a non-voting member of all committees appointed by the President or Board of Directors. If it is deemed necessary by the Executive Committee or the Board of Directors, the Executive Director and all other officers or employees of the Association who may handle any funds of the Association may be required to give a surety bond at the expense of the Association for the faithful discharge of

his or her duties.

Section 16. Any member of the Executive Committee may be removed from office with or without cause as herein provided. A recall petition demanding the removal of such officers shall be submitted to the Executive Director of the Association. Such recall petition(s) shall be signed by at least 25% of the current members of the Board of Directors, and require supermajority (defined as 60% of the entire Board of Directors) vote to be effective.

ARTICLE VI - OFFICERS & DUTIES

Section 1. The Officers of the Association shall be the President and such other officers as may be authorized from time to time by the Board of Directors.

Section 2. Only members of the Board of Directors shall be eligible to serve as officers of the Association. The President must be elected from the Executive Committee that served during the immediate prior term of office.

Section 3. The officers of the Association shall be elected by majority vote by the Board of Directors following the election of the Directors.

Section 4. The officers of the Association shall hold office for a period of one (1) year or until their successors are elected and have taken office at the Annual Meeting. All vacancies of the officers of the Association, except where provided elsewhere, shall be filled by and from the Executive Committee for the unexpired term; and those so appointed shall serve until the election and acceptance of their duly qualified successors.

Section 5. The President shall be the Chief Executive Officer of the Association and shall preside at all meetings of the Board of Directors and the Executive Committee. The President shall see that the Bylaws, Rules and Regulations of the Association are enforced and shall perform all other duties that may be prescribed from time to time by the Board of Directors. The President shall be an ex-officio member of all committees. In the absence of the President, the Executive Committee or the Board of Directors may appoint another individual from the Executive Committee to preside over meetings.

ARTICLE VII - PARLIAMENTARY AUTHORITY

The rules contained in the current edition of Roberts Rules of Order, Newly Revised shall govern the Association in all cases to which they are applicable and in which they are not inconsistent with these bylaws and any special rules of order the Association may adopt.

ARTICLE VIII - DISSOLUTION

Upon the dissolution of the Association, the Board of Directors shall, after paying or making provision for the payment of all the liabilities of the Association, dispose of all the Assets of the Association exclusively for the purposes of the Association in such manner, or to such organization or organizations organized and operated exclusively for charitable, educational, religious or scientific purposes as shall at the time qualify as an exempt organization or organizations under Section 501(c)(3) or 501(c)(5) of the Internal Revenue Code of 1986 or the corresponding provision of any future United States Internal Revenue Law, as the Board of Directors shall determine. Any of such assets not so disposed of shall be disposed by the Court of Common Pleas of the county exclusively for such purpose or to such organization or organizations of said court determines which are organized or operated exclusively for such purposes.

ARTICLE IX - RULES

The Board of Directors is responsible for establishing the rules consistent with and supplementary to the Certificate of Formation and Bylaws for the general administration of the business of the Association. The rules shall be published by the Board of Directors, with revisions published when sufficient changes to the rules warrant a new publication.

ARTICLE X - AMENDMENTS

These Bylaws may be altered, amended, or repealed by a vote of the Board of Directors or by a vote of the Members. In order for the Board of Directors to alter, amend or repeal the Bylaws, two-thirds of the total number of Directors on the Board (not just 2/3 of the number present at the meeting) must vote for the alteration, amendment or repeal at a regular or special meeting of the Board. The Members may alter, amend or repeal the Bylaws at a regular or special meeting of the Members by a majority vote of the Members present at the meeting, if at least 25% of the total membership is present at the meeting and participate in the vote. A vote to alter, amend or repeal the Bylaws may only take place at a meeting of the Board of Directors or of the Members where prior notice of the meeting was sent to all Directors or Members, as appropriate. The notice must be mailed via postal mail or email at least 21 days prior to the day of the meeting to the last address of record for the Director

or Member in the records of the Association. The notice must include the text of the proposed Bylaw provisions as well as the text of any existing provisions proposed to be altered, amended, or repealed, or the notice may include a fair summary of those provisions. Any action taken by the Board of Directors to alter, amend or repeal the Bylaws may be rescinded or amended by the members by following the procedure outlined in Article III Section 11 for Members to vote to alter, amend or repeal the Bylaws. Notification of proposed bylaw amendments will be posted on the Association website prior to meetings of the Board of Directors.

ARTICLE XI - INDEMNIFICATION

No director or officer of the Association shall be liable to the Association or its members for monetary damages for an act or omission in such director's capacity as a director of the Association; except that this Article shall not eliminate or limit the liability of a director or officer of the Association for: a breach of a duty of loyalty to the Association or its members; an act or omission not in good faith or that involves intentional misconduct or a knowing violation of the law; a transaction from which a director or officer received an improper benefit, whether or not the benefit resulted from an action taken within the scope of the office; or an act or omission for which the liability of a director is expressly provided for by statute.

To the extent permitted by law, the Association will indemnify a director, officer, committee member, employee, or agent of the Association who was, is, or may be named defendant or respondent in any proceeding as a result of his or her actions or omissions within the scope of his or her official capacity in the Association. For the purposes of this article, an agent includes one who is or was serving at the Association's request as a director, officer, partner, employee, contractor or trustee.

The Association will indemnify a person only if he or she acted in good faith and reasonably believed that his or her conduct was in the Association's best interests. In case of a criminal proceeding, the person may be indemnified only if he or she had no reasonable cause to believe that the conduct was unlawful. The Association will not indemnify a person who is found liable to the Association or is found liable to another on the basis of improperly receiving a personal benefit from the Association. A person is conclusively considered to have been found liable in relation to any claim, issue, or matter if

the person has been adjudged liable by a court of competent jurisdiction and all appeals have been exhausted. Termination of a proceeding by judgment, order, settlement, conviction, or on a plea of nolo contendere or its equivalent does not necessarily preclude indemnification by the Association.

The indemnity permitted under these Bylaws includes indemnity against judgments, penalties, (including excise and similar taxes), fines, settlements, and reasonable expenses (including attorney's fees) actually incurred in connection with the proceeding. If the proceeding was brought by or on behalf of the Association, the indemnification is limited to reasonable expenses actually incurred by the person in connection with the proceeding.

Before the Association may pay any indemnification expenses (including attorney's fees), the Association must specifically determine that indemnification is permissible, authorize indemnification, and determine that expenses to be reimbursed are reasonable. The Association may make these determinations and decisions by any one of the following procedures:

(i) Majority vote of a quorum consisting of directors who, at the time of the vote, are not named defendants or respondents in the proceeding.

(ii) If such a quorum cannot be obtained, by a majority vote of a committee of the Board, designated to act in the matter by a majority vote of all directors, consisting solely of two or more directors who at the time of the vote are not named defendants or respondents in the proceeding.

The Board of Directors is authorized to obtain such insurance coverage as it determines are necessary to accomplish the foregoing.

Any repeal or amendment of this Article by the members of the Association shall be prospective only, and shall not adversely affect any limitation on the personal liability of a director of the Association existing at the time of such repeal or amendment. Anything herein to the contrary notwithstanding, if the Code is amended after approval of an action of this Association to further eliminate or limit the personal liability of directors, then the liability of a director of the Association shall be eliminated or limited to the fullest extent permitted by the Code, as so amended from time.

ARTICLE XII AFFILIATIONS

The Association may enter into affiliation agreements with other like-minded Organizations as the Board of Directors may determine. These agreements will be limited to a specified duration of time, but may be renewed by vote of the Board of Directors. Such affiliations may include affiliations that require that the affiliate's members become members of SHTX and that the affiliate adopt some or all of the rules, policies and procedures.

GENERAL RULES AND REGULATIONS

GR-005 STOCK HORSE OF TEXAS ASSOCIATION MEMBERSHIP

The Stock Horse of Texas Association is an incorporated association dedicated and open to all western stock horse enthusiasts. The Association is open to all stock horse breeds, registered or grade, whether ridden on the ranch, in the ring or down the road. No mules or donkeys are permitted to compete at SHTX competitions. The SHTX membership card must be presented to the secretary when participating in SHTX approved events. Memberships are available for a one-year period (expiring one year from date purchased), 3-year or by a lifetime membership. Proper receipts and membership cards shall be issued upon payment of fees.

As reciprocal assistance to the Association for privilege of membership and participation, the Association may use any photograph or other form of likeness reproductions of a member, event participant, horse owner, or their horse and registered equine names to promote the Association's objectives and activities including, but not limited to, use by third parties with authorization from the Association.

The application for membership should indicate clearly the name in which the membership is to be recorded. By applying for membership, the applicant automatically agrees to be bound by and to abide by all rules, regulations and policies of the Association.

Membership in SHTX is a privilege, not a right; application for which shall be made by procedures prescribed by SHTX. Membership, or application therefore, may be terminated or rejected by the Executive Committee or Board of Directors for cause detrimental to the interest of SHTX, its programs, policies, objectives and harmonious relationship of its members as determined by the Execu-

tive Committee or Board of Directors.

Termination or application rejection proceedings shall be conducted under the Association's disciplinary procedure for notice, hearing and temporary suspension. The effect of termination or rejection may be denial of the privileges of the Association as set forth in the Association's disciplinary procedure.

A membership fee is not refundable.

Upon completion and acceptance of a membership application form, an applicant is issued a membership card with an identification number. This number must be used in all official communication with the Association and the card must be presented when participating in Association approved events.

Any false or misrepresented statement on an application or entry shall constitute unsportsmanlike conduct and will subject the applicant, exhibitor and/or owner of horse to disciplinary action as set forth in these rules.

GR-005.1 GENERAL MEMBERSHIP

Memberships are available for individuals, couples, families and businesses and may not be transferred. There are 3 types of memberships: 1) General Membership: A general membership provides voting privileges in the association and meets the criteria of membership for horse owners (GR-220). To participate in all Association events and activities, a general membership is required and must be in the name of the individual participating. Youth may not vote or hold office in the Association, but are encouraged to be active in the youth portion of the association. Youth members may elect officers in the youth portion of the association.

2) Family Owner Membership: this type of membership is only available for horse owners who are the immediate family of an exhibitor, and are required to have a SHTX membership per GR-220. This is a non-voting membership. The Family Owner Membership was created at a discounted rate for situations like parents who own their children's horse, spouses or couples who own a horse together, or horses owned by the rider's business or company. The Family Owner membership can not be used to participate in SHTX activities. It will be designated with an "F" in front of the member number.

3) Affiliate Membership: this type of membership is only available for members of a SHTX affiliate who are granted a SHTX membership through the affiliate. It will be designated with an "A" in front of the member number.

Affiliate members may participate at SHTX events, however to be eligible for SHTX Year End awards they must meet the same criteria as other SHTX members and have SHTX General Membership. Affiliate shows do not count toward SHTX Year End awards.

GR-005.2 MEMBERSHIP FEES

General annual memberships are \$30, and are good for a one year period beginning with the day of receipt and expiring one year from that date. Renewal notice to the members shall be sent, but renewal is the responsibility of the member. When an annual membership expires, the membership can be reinstated by simply paying the current year's annual fee.

3-Year memberships are \$80, and are good for a 3-year period beginning with the day of receipt and expiring 3 years from that date.

Life memberships are \$300 and good for the lifetime of the individual or business, and may not be transferred.

Family Owner memberships are \$5 annually or \$15 for a 3-year membership. Affiliate membership fees are set through affiliate agreements with SHTX.

GR-010 TELEVISION AND MEDIA RULES

Attendance at an Association-sponsored or approved event, in whatever capacity, shall constitute authorization for the Association, its agents, designees, or assigns to photograph, video tape, televise, or record by other means (hereinafter referred to as "photographic material") any person or animal on the premises of an Association-approved event, and shall further constitute authorization for the use of such person's name, voice and biography, or the name, pedigree and performance record of any animal on the premises (hereinafter referred to as "related information") in conjunction with any photographic material.

The photographic material and related information referred to above may be used in any manner that the Association, in its sole discretion, determines would be beneficial to promoting the purposes and goals of the Association; provided however, that no photographic material or related information will be used in conjunction with the endorsement of any product unless prior written consent is obtained.

Attendance by a Member at an Association-approved event or participation in such event shall further constitute agreement to the terms and conditions outlined

above, and shall constitute a waiver and release, without limitation, of any individual television, radio, motion picture, photographic or other similar rights, including right of privacy, any person or animal may have in or to such photographic material or related information when such information is obtained at an Association-approved event by the Association, its agents, designees or assigns.

An Association member, including a member using Association data for commercial purposes, has a duty to preserve and protect the performance records and the property of the Association, including, but not limited to, Association electronic data made available to members via the Association's website or other prearranged consensual access thereto, and the duty to use such data only for the purposes which the Association has granted conditional license. Publication of such data shall carry the following designation. "This information was provided by the Stock Horse of Texas Association from its Official Records."

GR-020 BOARD OF DIRECTORS

The current number of Board of Directors of this Association shall be twelve (12) directors elected by members in good standing. The elections will be staggered with one-third (1/3) of directors and director alternates being elected each year with a term of three years.

GR-030 STANDING COMMITTEES

All Standing Committees shall consist of not less than two Association members and not more than ten. All committee members must be Association members in good standing. In making appointments to the committees, the President shall appoint committee members for not less than one year, and not more than three years. Memberships to committees and future appointments to fill vacancies shall be by the President with the advice and consent of the Executive Committee.

The Chairperson of each committee shall be appointed annually by the President with the advice and consent of the Executive Committee from the current Board of Directors.

Committee members may be appointed from the Board of Directors and the general membership and a listing of all committee members shall be published as soon as possible after appointment.

These committees shall have those duties as prescribed or granted to them by the Board of Directors and

the Executive Committee. Committees shall advise the Executive Committee and Board of Directors on matters relative to their committee assignments. They also will evaluate their program area, prioritize needs, make proposed annual and/or long-range plans, and present these findings to the Executive Committee. The report and plans will be approved or disapproved for action during the year or year(s). Subsequently each Committee has the authority to carry out their approved plans within limits set up by Board of Directors and Executive Committee. Timely reports of committee projects and actions shall be given to the Board of Directors upon request.

GR-030.1 Standing Committees may be, but not limited to:

Education: This committee may consider educational activities, clinics; judging education; videos / DVDs; educational handouts and publications; clinician teaching plans and curriculum; training for scribes, secretaries, and arena managers; and evaluation of educational programming.

Communications, Marketing and Development: This committee may consider newsletters, the website, press releases and feature articles to publications, information and orientation for new members, and sponsorship and marketing packets.

Shows, Competitions and Recognition: This committee may consider Merit and other special awards, year-end awards, show awards, competition rules, evaluation of competitions and divisions, special competitions (World Show, etc.), outstanding achievements, and awards at Association and sponsored events.

Sponsorships and Financial Development: This committee may consider marketing packets for sponsorship and advertising, sponsorship policy, advertising policy, and special sponsorship and donation efforts.

Collegiate Activities: This committee will plan Association participation for the Collegiate Teams.

Budget and Finance: This committee may consider financial stability of the Association, preparation of adherence to annual budget, membership dues and fees, and Association clinic and show fees.

Youth Activities: This committee will plan Association participation specifically for youth members.

Rules & Regulations Committee: This committee will review proposed changes to the Association's Bylaws and Rules delegated to it from the Board and Executive

Committee and may propose rule changes. This committee will provide proper or legal wording for changes without changing the intent.

Special committees may be appointed by the President from time to time to attend to special business. These committees serve for the duration of the special problem or until replaced or until the committee is disbanded.

GR-040 PROPOSED CHANGES TO RULES AND POLICIES

An Association member, a standing committee, a special committee, the Board of Directors, the Executive Committee, or the Association staff may propose a rule change. A rule change is any change to the General Rules.

GR-040.1 All proposed changes must be submitted to the Association's office on the form designated for that purpose by the Executive Committee and available free of charge from the Association office. All blanks must be completed and a justification for the proposed change cited. Forms which are incomplete, lacking the justification, or failing to cite the specific change requested will be returned to the originator. The deadline for consideration of a rule change is August 1, with possible implementation effective the following year.

GR-040.2 The Board of Directors will vote on the proposed change but may refer the matter out to any committee or group for study, review and recommendation prior to voting. The Board of Directors must vote on all proposed changes within nine (9) months of the submission of the proposal to the Association office.

GR-040.3 Emergency Status of Proposed Rule Change: If a proposed Rule Change is considered to be of such extreme importance by the Executive Committee that it must be acted upon immediately, such proposed change must be presented to the Board of Directors and is subject to amendment. The Board of Directors should then put the Emergency Status of the proposed change to a vote. The Emergency Status must first be approved and requires a motion and majority vote in favor.

GR-040.4 If the Board of Directors approves the Emergency Status, the proposed change with any amendments attached shall then be put to a vote by the Board of Directors for immediate action and/or implementation. If approved, the change can become effective immediately. If the Emergency Status of the proposed Change is rejected by the Board of Directors, the proposed change

itself cannot be put to vote at this time but can still be presented for a vote by the regular procedure.

GR-050. RELEASE OF LIABILITY

The Association and co-sponsoring organizations, if any, and their officers, directors, employees, members and agents shall not be responsible for any personal injury, for injury to animals, or for loss or damage to property, occurring at any Association activity. Each owner, exhibitor, handler, trainer, participant, member or consignor shall indemnify and hold harmless the Association, its officers, directors and employees from and against all claims, demands, causes of actions, and expenses of every kind, including attorney's fees, arising out of or related in any manner to the acts or omissions of an owner, exhibitor, handler, or consignor, to the actions of any animal under the care, custody or control of the owner, exhibitor, handler or consignor, or as a result of participation in or attendance at a show or event or on the grounds thereof. Presentation of signed entry or consignment forms shall be deemed acceptance of the conditions of this rule. In the event an entry or consignment form is not signed or presented, appearance on the grounds or at the sale ring of any Association activity as an exhibitor, handler, owner, trainer, participant, member or consignor shall be deemed to be acceptance of the conditions of this rule.

GR-050.1 Without assuming the affirmative duty to monitor possible physical or mental handicaps of exhibitors, if condition of exhibitors' physical or mental disability comes to the attention of the Association, the individual may be denied participation privileges in Association-approved events until such time as he or she provides the Association with sufficient information to conclusively establish physical or mental capability to participate, without posing a significant risk to the health or safety of the individual and/or the other exhibitors of the class in which he or she desires to participate. At Association's sole discretion, the individual may be authorized to use special equipment to enhance physical ability to safely exhibit in Association-approved or sponsored shows/events.

GR-060 DISCIPLINARY PROCEDURES

GR-060.1 The Association reserves the right to independently direct disciplinary action or sanction against individuals coming under the jurisdiction of the Associ-

ation by participating in or attending Association-sponsored events or by placing membership in the Association. The Association Executive Committee is the forum within the Association that initially or ultimately hears or reviews evidence of alleged violations of rules and regulations by members and/or participants in Association-approved events. A member may be disciplined, suspended, fined, and/or expelled from the Association, and any non-member participant may be denied any or all Association privileges.

GR-065 VIOLATIONS

GR-065.1 Financial Violations – Any member may be suspended and denied privileges of the Association or any non-member may be denied the privilege of the Association by the Executive Committee of the Association, for the failure to pay, when due, any obligation owing the Association. Upon receipt of a fraudulent payment, a member or non-member will be notified in writing and given a reasonable amount of time to make the payment good. Repeat offenders will be put on a cash only basis. Failure to pay the amount owed to the Association or its sponsoring groups will result in suspension of membership and all privileges.

GR-065.2 Unsportsmanlike Conduct – Conduct by Association members, non-members, exhibitors, trainers, owners, owner's representatives, spectators, and all other persons present on the Association event grounds shall be orderly, responsible, sportsmanlike, and humane in the treatment of animals. Any of these violations will be subject to disciplinary procedures.

GR-065.3 Disciplinary Actions of Other Associations - SHTX Executive Committee may honor the disciplinary actions of other major equine organizations including but not limited to unsportsmanlike conduct, cruel or inhumane treatment and medication violations of horses from other recognized equine related associations, states, provinces, or countries. However, any action taken by that organization will not limit any authority or jurisdiction of Stock Horse of Texas.

GR-200 APPROVAL FOR STOCK HORSE OF TEXAS ASSOCIATION EVENTS

A request for information regarding an Association Clinic/Show or special event approval shall be made through the Association Executive Director. Sanctioned events require compliance with all Association fees,

guidelines and documentation. Requirements for hosting an Association Event are available from the Association office. Approvals for Association Events shall be made in the calendar year preceding the event. Prior approval for all judges and clinicians to be used at any approved Association event must be granted by the Executive Committee through the Executive Director.

GR-205 SAFETY AT ASSOCIATION EVENTS

Exhibitors are encouraged to be aware of their surroundings, especially in the warm up areas. Riders should familiarize themselves with proper warm up etiquette on pg 3 of this handbook.

GR-205.1 Any competitor or clinic participant riding a horse that is out of control will be asked to leave the premises at the discretion of Show Management, the designated Association Show Representative, or Judge. This applies to all horses, especially to stallions.

GR-205.2 Judges will have the authority to blow a whistle at any time to stop or excuse any exhibitor who is not in control of the horse. This is especially critical to the working cow class. The goal of the working cow class is for the horse/rider to control the cow. To accomplish this goal, the exhibitor MUST be in control of the horse. Judges also have the authority to blow the whistle at any time to stop or excuse any exhibitor if there is concern about the safety or welfare of the cow, horse, or rider. Inhumane treatment of horses or cattle will not be tolerated.

GR-205.3 Dogs are not allowed closer than ten feet to any arena fence, horse exhibition area or horse practice/warm-up area. Dogs must be on an in-hand leash, and managed by a competent handler.

GR-205.4 In the case of a fallen horse (defined as the horse on the ground with all four feet pointed the same direction) or rider (defined as no longer astride the horse) the run will end and judges will score the run for the work performed to that point, however the run will result in disqualification. Horse and rider may be checked for injuries and asked to leave the arena as soon as reasonably and safely possible.

GR-205.5 In classes that involve the use of cattle, the Association strives to safeguard the welfare of the cattle, as well as the welfare of both the horses and riders competing in the class. Association Events are encouraged to provide proper equipment and medication should accidental injury occur.

GR-205.6 In warm up areas, no cell phones, ear buds or headphones are allowed. For the safety of riders, fencing (running/stopping) should only be during designated times or when limited riders are in the arena. Riders should practice spins in the middle of circles only. Beginning 2 hours before the show starts and during competition, only riders entered in competition are allowed horseback in warm up areas, no bareback riding and no riding double during that time frame.

GR-205.7 Stock Horse of Texas takes very seriously the welfare of horses and livestock. Inhumane treatment or abuse of a horse or livestock in any manner in the show arena, warm up area or anywhere on the show grounds is strictly prohibited. Inhumane treatment includes the exhibition of a crippled or injured horse, or a horse with any other health abnormality, which could thereby result in the horse's undue discomfort or distress. Abuse includes excessive jerking, spurring, whipping, slapping, or any other act intended to cause trauma or injury to a horse. Any act of abuse, or intent to abuse a horse, anywhere on the show grounds or conduct which could also potentially endanger the safety of other persons or animals will be dealt with in the strongest possible manner by show management and the SHTX Executive Committee.

GR-220 GENERAL RULES FOR ASSOCIATION EVENTS

All riders and owners of horses ridden and/or showing in Association events must be members in good standing. Class or clinic entry forms must contain the contestant's and owner's correct SHTX member number. Horses must be a minimum of 3 years old to compete in SHTX shows. No horse can be shown in any class in the same division by more than one rider.

GR-225 GENERAL RULES FOR ASSOCIATION COMPETITIONS

GR-225.1 Eligibility for all divisions is determined by a rider's accomplishments as of January 1 of the current year. Eligibility for SHTX Collegiate competitions is addressed in GR-301 and can differ from non-collegiate SHTX divisions.

GR-225.2 Open Division Eligibility: The Open Division is open to any professional or nonprofessional member in good standing with any horse regardless of past winnings. In addition to the normal entry fee, this division may collect and offer jackpot fees, which will be

paid back to winners according to the payout schedule below.

a) Class paybacks: A portion the jackpot will be for the class entered. Open class entries are competing for class points, plus a payback according to the following schedule.

b) All-Around paybacks: Exhibitors in all four classes will be eligible for the All-around paybacks – (½ of all Open entries go to jackpot money). The All-Around paybacks will be figured on the total number of All Around entries and will be paid according to GR225.2c.

c) Payout Schedule is as follows

# of Horses	1-3	4-6	7-10	11-14	15-19	20-24	25-29	30+
# of Places	1	2	3	4	5	6	7	8
1	100%	60%	50%	40%	30%	30%	28%	25%
2		40%	30%	30%	25%	24%	23%	20%
3			20%	20%	20%	18%	16%	15%
4				10%	15%	12%	12%	12%
5					10%	9%	9%	10%
6						7%	7%	8%
7							5%	6%
8								4%
	100%	100%	100%	100%	100%	100%	100%	100%

d) Cow work in this division is Fence Work, with the option to rope or circle. See EV-224.1.

e) Level 1 Open Division Eligibility: The Level 1 Open division is a subdivision of the Open for individuals with moderate to no showing experience. Any age horse may be ridden.

• Earnings Restrictions for Level 1 Open: No more than \$3,500 with any equine organization or association reported by Q Data, EquiStat and other verifiable resources in any judged western performance discipline (western pleasure, working cow horse, reining, cutting, trail, etc.). If a member loses Level 1 eligibility through competition, he or she may finish that year as an Level 1 Open rider. Thereafter, the member is eligible only for Junior Horse or Open Divisions.

• Class Format: The Level 1 Open division will be run concurrent with the Open division, but placed separately from Open entries. Entries in the Level 1 division will have a jackpot separate from the Open. However, a Level 1 entry may pay both entry fees and be eligible for both payouts and placement in both divisions.

f) Cow work in this division is Fence Work, with the option to rope or circle. See EV-224.1.

GR-225.3 Non Pro Division Eligibility: The description of Non Pro Eligibility is as follows:

a) The rider has not received payment directly or indirectly for riding, training astride, assisting in training astride, or showing horse(s) at any time during the past five years.

b) The rider has not received payment directly or indirectly for instructing another person or conducting a seminar in riding, training, driving or showing a horse any time during the past five years.

c) The rider has not had any expenses (including lodging, transportation, mileage, etc.) paid by someone other than family members or their own business.

d) EXCEPTIONS for “b” and “c” above:

i) A Non Pro who otherwise qualifies under these rules may conduct clinics provided the only remuneration they receive is for reasonable expenses. If questions are raised about Non Pro eligibility, the contestant must be able to document any remuneration.

ii) Collegiate riders who are enrolled in an equine program or as part of an educational curriculum are exempt from items b and c above.

iii) Certification as an instructor in equitherapy by Professional Association of Therapeutic Horsemanship International (PATH) or similar organizations recognized by national equine associations are exempt from b and c above, provided the instructor ONLY teaches students enrolled with the recognized organization or rehabilitation prescribed by a medical doctor.

e) A Non Pro who otherwise qualifies under these rules may receive payment for cowboying, horseback tour guides, feedlot or sale ring operations or activities on foot such as round pen, lunging, ground work, teaching a horse manners, etc.

f) A Non Pro who otherwise qualifies under these rules and works as an instructor at a recognized educational institution (college, high school, etc) may keep their Non Pro status provided their instruction astride is 50% or less of their appointment.

e) A person who does not meet the criteria for Non Pro status or a Professional seeking Non Pro status, may regain Non Pro status after said person has met the Non Pro definition for a period of one year for every year, or partial year, they did not meet the Non Pro definition, with a maximum of 5 years. The years of this compliance period must be served consecutively.

f) Money won is not considered remuneration.

g) A Non Pro rider may show in the Open Division without losing Non Pro eligibility as long as requirements for a Non Pro are still met.

h) The Non Pro Division is open to any nonprofessional member in good standing with any horse regardless of past winnings. In addition to the normal entry fee, this division may collect and offer jackpot fees, which will be paid back to winners according to the payout schedule below. These jackpot fees may range from a minimum of \$10 to a maximum of \$20 per class except for special events or championships.

i) Class paybacks: Half of the jackpot will be for the class entered. Non Pro class entries are competing for class points, plus a payback (½ of the jackpot monies collected for that class) according to GR225.1c.

j) All-Around paybacks: Exhibitors in all four classes will be eligible for the All-around paybacks – (½ of all Non Pro entries go to jackpot money). The All-Around paybacks will be figured on the total number of All Around entries and will be paid according to GR225.1c

k) Cow work in this division is Fence Work, with the option to rope or circle. See EV-224.1.

l) Eligibility for SHTX Collegiate competitions is addressed in GR-301 and can differ from non-collegiate SHTX divisions.

GR-225.4 Limited Non Pro Division Eligibility: Exhibitors who qualify as Non Pro riders may choose to show in this division because of class routine or other personal choice. Exhibitors may also show in the Open or Non Pro divisions without losing their eligibility in the Limited Non Pro division. There is an optional jackpot paid in the all around in this division.

a) Cow work in this division is the box-drive-box-drive class. See EV-224.3.

GR-225.5 Intermediate Division Eligibility and Restrictions: The Intermediate Division is reserved for individuals with moderate riding and showing experience who wish to learn more about showing in SHTX at a more advanced pace. There will be no jackpot in this division. Eligibility for the Intermediate division is as follows:

a) The rider must meet all Non Pro eligibility requirements listed above.

b) The rider has not won any combination of 2 of the following:

- champion or reserve champion All Around show title in Intermediate, Limited Non Pro, Non Pro, Non Pro Boxing, Open, Youth, Junior Horse at any

SHTX show (cumulative Stock Horse World Show awards do not apply);

- Year-End champion All Around/Year End class champion in SHTX ;
- champion or reserve champion All Around at Texas State 4-H finals in western performance classes;
- All Around champion or reserve titles or year-end champion awards at an ASHA-approved show or other nationally-approved show in judged western performance classes;

Or have earned the following:

- no more than 10 points in any breed association (AQHA, APHA, AQHA VRH All Around, etc.; breed association Novice/Level 1 points do not count); or
- \$500 with any equine organization or association reported by Q Data, EquiStat and other verifiable resources in any judged western performance discipline (western pleasure, working cow horse, reining, cutting, trail, etc.)

c) If a member loses Intermediate eligibility through competition, he or she may finish that year as an Intermediate rider. Thereafter, the member is eligible only for Junior Horse, Youth, Limited Non Pro, Non Pro, Non Pro Boxing or Open Divisions.

d) Cow work in this division is the box-drive-box-drive class. See EV-224.3.

e) Stallions are prohibited in this division.

GR-225.6 Non Pro Boxing Eligibility and Restrictions: Exhibitors who qualify as Non Pro riders may choose to show in this division because of class routine or other personal choice. There will be no jackpot in this division. The Non Pro Boxing Division will not be concurrent with another division.

a) Riders cannot have earned more than \$750 in FENCE WORK CLASSES/DIVISIONS at any judged classes or events. The responsibility for eligibility lies with the competitor. Non Pro riders who have more than \$750 in FENCE WORK CLASS/DIVISION earnings may fall back into the Non Pro Boxing division for any reason only one time. However, they may not compete in a fence work class again in any judged class or event to remain in the Non Pro Boxing division. Fence Work Classes/Divisions mentioned above includes any earnings won in an event that includes fence work as part of the competition (NRCHA, SHTX/VRH All Around, High School Rodeo, AQHA cow horse, RHAA, local shows, etc).

b) Cow work in this division is a boxing class. See EV-224.5. Riders in this division may not cross enter Non Pro Boxing Cow Work with another SHTX cow work class on the same horse at the same show.

c) The Non Pro Boxing division will be offered on a provisional basis in 2025 to provide a place for Non Pro eligible riders to participate in a boxing division. With Provisional Status, there is no guarantee of Year End awards in the first year. Year end awards will be considered based on entries and new sponsorship money for this division.

GR-225.7 Novice Division Eligibility and Restrictions: The Novice Division is reserved for individuals with limited riding and showing experience. New members in SHTX do not necessarily need to ride in the Novice division. Advanced skills may be better suited for one of the other divisions. There will be no jackpot in this division. Eligibility for the Novice division is as follows:

a) The rider must meet all Non Pro eligibility requirements listed above.

b) The rider has not won any of the following:

- champion or reserve champion All Around show title in Novice, Novice Youth, Intermediate, Limited Non Pro, Non Pro, Non Pro Boxing, Open, Youth, Junior Horse at any SHTX show; (cumulative Stock Horse World Show awards do not apply);
- Year-End champion All Around/Year End class champion in SHTX;
- champion or reserve champion All Around at Texas State 4-H finals in western performance classes;
- All Around champion or reserve titles or year-end champion awards at an ASHA-approved show or other nationally-approved show in judged western performance classes;

Or have earned the following:

- no more than 5 points in any breed association (AQHA, APHA, AQHA VRH All Around, etc.; breed association Novice/Level 1 points do not count); or
- \$250 with any equine organization or association reported by Q Data, EquiStat and other verifiable resources in any judged western performance discipline (western pleasure, working cow horse, reining, cutting, trail, etc.)

c) If a member loses novice eligibility through competition, he or she may finish that year as a novice rider. Thereafter, the member is eligible only for Junior Horse,

Youth, Limited Non Pro, Intermediate, Non Pro, Non Pro Boxing or Open Divisions.

d) Cow work in this division is a boxing class. See EV-224.5. Riders in this division may not cross enter a fence cow work class (boxing, fence turns and circle/roping) at the same show.)

e) Stallions are prohibited in this division.

f) Eligibility for SHTX Collegiate competitions is addressed in GR-301 and can differ from non-collegiate SHTX divisions.

GR-225.8 Level 1 Novice Division Eligibility and Restrictions: The Level 1 Novice Division is reserved for individuals with very limited riding and showing experience. This is truly an entry level division for those new to showing. There will be no jackpot in this division. Eligibility for the Level 1 Novice division is as follows:

a) The rider must meet all Novice eligibility requirements listed above.

b) The rider has not accomplished any of the following:

- champion or reserve champion All Around title in any division at a SHTX show; (cumulative Stock Horse World Show awards do not apply);
- Year-End champion All Around/Year End class champion in SHTX;
- placed in the Top 10 in the All Around at any SHTX show other than in the Level 1 Novice division;
- any points in any breed association (AQHA, APHA, AQHA VRH All Around, etc.); breed association Novice/Level 1 points do not count); or
- any earnings from any competition in a judged western performance discipline (western pleasure, working cow horse, reining, cutting, trail, etc.)

c) If a member loses Level 1 Novice eligibility through competition, he or she may finish that year as a Level 1 novice rider. Thereafter, the member is eligible only for Junior Horse, Youth, Novice Youth, Limited Non Pro, Intermediate, Novice, Non Pro, Non Pro Boxing or Open Divisions.

d) Cow work in this division is a boxing class. See EV-224.5. Riders in this division may not cross enter a fence cow work class (boxing, fence turns and circle/roping) at the same show.)

e) A rider may not cross enter in the Novice Division at the same show.

f) Stallions are prohibited in this division.

GR-225.9 Youth Division Eligibility and Restrictions: Exhibitors in the youth division must be aged 8 through 18 as of January 1 of the current year. The Youth Division is for individuals with more riding and showing experience who wish to learn more about showing in SHTX at a more advanced pace. There will be no jackpot in this division.

a) A youth may not cross enter in the Youth, Novice Youth or Novice Divisions at the same show.

b) Cow work in this division is the box-drive-box-drive class. See EV-224.3.

c) Stallions are prohibited in this division.

GR-225.10 Novice Youth Division Eligibility and Restrictions: Exhibitors in the Novice Youth division must be aged 8 through 18 as of January 1 of the current year.

The Novice Youth Division is reserved for individuals with limited riding and showing experience who wish to learn more about showing in SHTX at a beginner's pace. There will be no jackpot in this division.

Eligibility for the Novice Youth division is as follows:

a) The rider must meet all Non Pro eligibility requirements listed above.

b) The rider has not won any combination of 2 of the following:

- champion or reserve champion All Around show title in Novice Youth, Novice, Intermediate, Limited Non Pro, Non Pro, Non Pro Boxing, Open, Youth, Junior Horse at any SHTX show; (cumulative Stock Horse World Show awards do not apply);
- Year-End champion All Around/Year End class champion in SHTX;
- champion or reserve champion All Around at Texas State 4-H finals in western performance classes;
- All Around champion or reserve titles or year-end champion awards at an ASHA-approved show or other nationally-approved show in judged western performance classes;

Or have earned the following:

- no more than 10 points in any breed association (AQHA, APHA, AQHA VRH All Around, etc.); breed association Novice/Level 1 points do not count); or
- \$500 with any equine organization or association reported by Q Data, EquiStat and other verifiable resources in any judged western performance discipline (western pleasure, working cow horse, reining, cutting, trail, etc.)

c) If a member loses Novice Youth eligibility through competition, he or she may finish that year as a Novice Youth rider. Thereafter, the member is eligible only for Youth, Junior Horse, Intermediate, Limited Non Pro, Non Pro, Non Pro Boxing or Open Divisions.

d) Cow work in this division is a boxing class. See EV-224.5. Riders in this division may not cross enter a fence cow work class (boxing, fence turns and circle/roping) at the same show.)

e) A youth may not cross enter the Youth, Novice Youth and Novice Divisions at the same show.

f) Stallions are prohibited in this division.

GR-225.11 Junior Horse Division Eligibility and Restrictions: Horses eligible to be shown in this division are five years of age or younger as of January 1 of current year. There is an optional jackpot paid in the all around in this division.

b) A junior horse may be shown by a rider from any division.

c) Cow work in this division is the box-drive-box-drive class. See EV-224.3.

GR-225.12 Division Eligibility Exceptions

a) 10-year rule: Any rider who is deemed ineligible for the Intermediate, Novice, or Level 1 Open divisions due to earnings, points, or awards they received more than 10 years ago may step down one division from their current eligibility to compete at SHTX shows with approval of the SHTX Board of Directors. However, if the Board of Directors feels that a rider is competing in a division lower than their current skill level, they can be excluded from that division. The board of directors is committed to the integrity of these divisions. Please consider your personal riding experience and ability before stepping down one division according to the 10-year rule. If a rider is found to be competing at a level higher than designed for the division, they will not receive a refund of their entry fees and their points earned cannot transfer to another division.

b) A member may petition, in writing, the Association Board of Directors for a change in division eligibility. The written petition will be reviewed and the member notified of the ruling. In addition, the board may reclassify a member for a division.

c) Eligibility Violations. Riders who compete in a division and are discovered to be ineligible for that division will be disqualified. They will not receive a refund of entry fees and the points earned are not transferable to

another division. It is the rider's responsibility to know the divisions for which they are eligible. Eligibility may be revoked at any time for violations of any SHTX rule or regulation. A person who loses eligibility statuses must relinquish their membership card and return it to the SHTX office upon notice, if requested.

GR-226 Recommendations for Association Approved Competitions:

SHTX Association-approved competitions must offer all four classes and eight divisions - Open, Non Pro, Limited Non Pro, Intermediate, Novice, Youth, Novice Youth and Junior Horse. It is recommended that buckles or other awards have the words Stock Horse of Texas or the SHTX logo visible or identified. It is recommended that entry fees be kept as low as possible. This is in keeping with the SHTX goal of offering affordable education and competitions.

GR-230 YEAR-END AWARDS AND MERIT AWARDS IN SHTX-APPROVED COMPETITIONS

GR-230 Year End Awards

Year-End awards shall be given to the All-Around High Point and Reserve High Point (one horse/one rider) in the Non Pro, Limited Non Pro, Intermediate, Novice, L1 Novice, Youth, Novice Youth and Junior Horse divisions. Open division awards will be calculated on the horse only (any rider), in accordance with industry standards of Open competition. Year-End High Point Individual Class winners shall also be recognized (one-horse/one-rider for all divisions, except the Open, which will be calculated on the horse). All SHTX awards are considered All Around awards unless otherwise noted.

GR-230.1 Year-End Awards will be based on a total of the approved shows at which a horse/rider combination competes. All but two shows will count for year-end All-Around and Class points, regardless of how many shows are held. For example: If there are 13 shows, points for the top 11 shows will count toward year-end standings. If there are 10, the top 8 shows will count, and so on.

GR-230.2 Top points earned in the All-Around standings and the individual classes are figured separately and may be taken from different shows, thereby giving each horse/rider combination every advantage for highest year-end points in each class or the All-Around. Year End standings are based on points, no matter the number of shows. However to be eligible for All Around

Year-End awards, a horse/rider combination must compete as an All Around entry in at least 50% or more of the total shows in a specific division held within a given year. To be eligible for Class Year-End awards, a horse/rider combination must compete in that class in at least 50% or more of the total shows in a specific division held within a given year. In the Open division, the horse must meet the requirements above. Example: If there are 11 total shows, a horse/rider combination must compete at 6 of the shows in that specific division to be eligible for year-end awards. Year-End Awards are based on SHTX entries only. Entry in other shows held in conjunction with SHTX shows (including Futurity/Derby) do not count toward any SHTX award(s).

GR-231 Stock Horse of Texas Merit Award Program

A horse/rider combination is automatically awarded SHTX Merit Points by competing in either the Open, Level 1 Open, Non Pro or Limited Divisions of approved Stock Horse of Texas competitions.

GR-231.1 Consistent with other SHTX policies, the Merit award is a joint award for a one-horse/one-rider combination earned in the Open, Level 1 Open and Non Pro Division in an approved SHTX Show. The Limited Merit Award is an award for a one-horse/one rider combination earned in the Limited Non Pro division. Points may be awarded in only one division at any one show.

GR-231.2 SHTX Merit Points shall be awarded to a one-horse/one-rider combination showing in all four classes and based on the number of entries in the All-Around of the division up to a maximum of ten points. (Example: Horses may receive a maximum of ten SHTX Merit points for being the high-point horse, nine points for reserve, and eight points for third, down to one Merit point for placing tenth high overall. If only eight horses are entered in the All-Around, the high point horse will receive eight points, down to one Merit point for placing eighth high overall.)

GR-231.3 A horse may receive points with more than one rider, but the points cannot be added together for more than one rider or transferred to another rider. Horses that change riders must start over in accumulating Merit points for the Superior or Supreme Awards. Ownership may change, but the rider must remain constant.

GR-232 Superior Stock Horse Versatility Award - 100 SHTX Merit Points.

This award may be awarded to a horse/rider combina-

tion that has earned at least 100 SHTX Merit Points at approved SHTX shows in the All-Around rankings in the Open, Level 1 Open and Non Pro Divisions. Points may be combined from the divisions as long as they were acquired at different shows. This designation will be noted in the records of the association and certificates presented to both the rider and owner, if different.

GR-233 Supreme Stock Horse Versatility Award - 200 SHTX Merit Points.

This award may be awarded to a horse/rider combination that has earned at least 200 SHTX Merit Points at approved SHTX shows in the All-Around rankings in the Open, Level 1 Open and Non Pro Division. Points may be combined from the divisions as long as they were acquired at different shows. This designation will be noted in the records of the association and certificates will be presented to both the rider and owner, if different.

GR-234 Superior Limited Stock Horse Versatility Award - 100 SHTX Merit Points.

This award may be awarded to a horse/rider combination that has earned at least 100 SHTX Merit Points at approved SHTX shows in the All-Around rankings of the Limited Non Pro Division. This designation will be noted in the records of the association and certificates presented to both the rider and owner, if different. Points are retroactive beginning in 2020.

GR-235 Supreme Limited Stock Horse Versatility Award - 200 SHTX Merit Points.

This award may be awarded to a horse/rider combination that has earned at least 200 SHTX Merit Points at approved SHTX shows in the All-Around rankings of the Limited Non Pro Division. This designation will be noted in the records of the association and certificates will be presented to both the rider and owner, if different. Points are retroactive beginning in 2020.

GR-236 Legacy Horse Award.

This award recognizes horses who are a true legacy within the association, earning top honors in SHTX competitions with multiple riders in different calendar years. The owner or former owner must nominate the horse by the posted deadline. A nomination form is available under the Awards tab on the SHTX website. Eligibility includes:

- Horse must have been shown in SHTX by at least 3 different SHTX members in 3 different calendar years
- Horse must have achieved at least one of the following with each rider: 1) SHTX Top 10 All Around Year End;

2) Top 10 at SHTX World All Around Overall; 3) Top 10 Overall at SHTX premier event (Derby or Futurity).

GR-237 Novice Achievement Award.

The Novice Achievement Award Program is designed to reward contestants that accrue 1600 points on a given horse (i.e. this is based on a horse and rider combo) in the Novice division. The award is retroactive through 2009 and has a five-year time limit. Contestants may compete in other divisions without losing eligibility, provided that: If a contestant wins an all-around champion, reserve all-around champion, or year-end class champion title prior to reaching the 1600 points (regardless of the horse), he or she is no longer eligible for the award. Qualified contestants will be awarded a buckle at the SHTX Year-End Awards Banquet.

GR-238 Constant Competitor Award

The Constant Competitor Award Program is designed to recognize competitors in all divisions that compete in the all around at least eight shows in a SHTX season (January-December) without making the year-end Top Ten. This award is based on the rider (not horse/rider combination). Participation in the SHTX Futurity/Derby or other special event does not count toward the 8 show minimum. Awards will be presented during the SHTX Year-End Awards Banquet.

GR-239 Collegiate Year-End Award

The Collegiate Year-End Award will be presented to the two highest-placing collegiate riders in the Open/Non Pro, Limited Non Pro and Novice collegiate divisions. Year-End calculations will be based on points earned in the collegiate divisions only and will be based on the collegiate competition year per NIRSHA.

GR-239.1 To be eligible for All Around Year-End awards in the collegiate division, a horse/rider combination must compete as an All Around collegiate entry in at least 75% or more of the SHTX collegiate shows.

GR-300 STOCK HORSE OF TEXAS COLLEGIATE PROGRAM

The SHTX Collegiate Program is under the direction of the Association's Collegiate Standing Committee whose chairman shall be a member of the Board of Directors.

College students must be members of the Association to participate in Association-sanctioned events.

College students will be eligible to serve on the Collegiate Programs Committee as nominated by the president.

To grow the collegiate stock horse program nation-

wide, SHTX supported the development of the National Intercollegiate Ranch and Stock Horse Association (NIRSHA). SHTX observes the NIRSHA competition year for collegiate eligibility and collegiate year end awards, and NIRSHA rules for academic eligibility, division eligibility, and alternate team point rider criteria for SHTX Collegiate competitions as detailed in the NIRSHA Handbook.

College students are eligible to participate in any Association event as well as specific events planned solely for collegiate Teams.

Upon request, the regular Association show secretaries may compile results of collegiate entries within regular Association show events allowing a collegiate show within a regular Association show. Placing and awards for collegiate show participants may be posted and announced.

In addition to regular approved Association clinics and competitions, the Collegiate Programs Committee must apply to the Association for approval for events designed specifically for and limited to collegiate teams. Applications to host and/or sponsor special collegiate events must be received in the Association office at least six (6) months prior to the event.

Results of all Association collegiate events must be received in the Association's office within two weeks after the event. Results will be made available on the Association's website, and year-end totals will be tabulated, distributed and posted on the website.

Announcements and results of the Association's collegiate events will be posted on the Association's website as well as included in other Association publicity such as newsletters and press releases.

Special awards and recognition may be presented at the Association's Year-End Awards Banquet.

College students will have the opportunity to serve as interns and participate in special educational projects that will benefit both the Association and the student.

GR-301 GOALS AND GUIDELINES FOR SHTX COLLEGIATE ACTIVITIES

GR-041.1 Collegiate Program Goals:

- a) To promote education of horsemen in the safety, care and training of the versatile stock horse
- b) To enhance the education of college students interested in the versatile stock horse
- c) To use the horse as a means to teach students how to represent themselves with responsibility, char-

acter and teamwork

GR-301.2. In order to achieve these goals, Colleges and Universities in the United States will be encouraged to gain approval to offer stock horse horsemanship classes, provide students instruction on riding and training a versatile stock horse, and be encouraged to participate in SHTX approved events and competitions. Colleges and Universities will be encouraged to select and recognize official college or university stock horse teams to represent them in SHTX Collegiate Competitions. Colleges and Universities will also be allowed to certify individual collegiate students to enter as individuals. In order to compete in SHTX Collegiate Competitions, each student must be a current SHTX member.

GR-301.3. In order to achieve these goals, SHTX will provide leadership and coordination and publicize the SHTX Collegiate program, approve clinics and competitions and keep SHTX Collegiate Show Results in the Official SHTX Records and on the SHTX website.

GR-301.4 Academic Eligibility. SHTX Collegiate Stock Horse Teams and Collegiate Individuals must meet the following eligibility requirements:

a. Undergraduates must be enrolled in a minimum of 12 hours of classes and graduate students in a minimum of 9 hours. Graduating students may enroll in fewer hours during the semester of graduation.

b. Students must be in good academic standing with their school, defined as at least a 2.0 cumulative GPA.

c. Students will be limited to 5 years or 8 semesters (whichever comes first) of collegiate eligibility to compete, including both graduate and undergraduate years.

d. Students should fill out a Collegiate Eligibility form and provide an unofficial transcript or other document from the registrar's office confirming full time student status, including minimum 2.0 GPA at the first show of each semester that the student participates.

e. Any questions or disputes about eligibility should be directed to the Eligibility Committee of the NIRSHA Board of Directors.

GR-301.5 Collegiate Competitions:

a) SHTX observes the NIRSHA competition year (September 1 - August 31) for collegiate division eligibility and collegiate year end awards

b) SHTX may approve official SHTX Collegiate Shows that will be open to collegiate members only and that will

offer a SHTX Collegiate Stock Horse Team Competition

c) SHTX may approve special SHTX College Team Challenges as may be decided by participating coaches and the SHTX Collegiate Committee with special awards. Special conditions may alter the number of team members and the specific division(s) offered.

d) SHTX may also approve an official SHTX Collegiate Show within a regular SHTX competition. These will count as a separate show and must be approved, announced and publicized as such. At these collegiate shows within a regular show, the collegiate divisions of Open/Non Pro, LTD Non Pro and Novice must be offered. Collegiate points will be awarded based on the number of collegiate competitors in each division. The team awards will be based on the scoring system below.

e) Collegiate riders will enter classes in their respective collegiate divisions. The collegiate classes may be held with the regular SHTX classes. However, the scores and placing will be separate for the collegiate division. Collegiate riders wishing to compete in non-collegiate divisions of SHTX may do so by entering those divisions and, if possible, the runs will be concurrent. Collegiate riders competing in non-collegiate divisions of SHTX must abide by SHTX general eligibility rules for those divisions if the eligibility criteria is different.

GR-302 DESCRIPTION OF SHTX COLLEGIATE STOCK HORSE TEAMS

Collegiate teams will either be Division I or Division II. If a school has a Division I team, they are not eligible to have a Division II team.

GR-302.1: Division I: A SHTX Collegiate Stock Horse Team shall consist of six members and shall consist of two designated representatives in each of the divisions of Open/Non Pro, Limited Non Pro/Intermediate and Novice.

- Two (2) Open/Non Pro
- Two (2) Limited Non Pro/Intermediate
- Two (2) Novice

A school may enter a team with less than six members as its representative, but not less than four members or they must compete as individuals. Each team member must ride a different horse and be All Around eligible.

GR-302.2: Division II: A SHTX Collegiate Stock Horse Team shall consist of four members from the divisions of Limited Non Pro/Intermediate and Novice. It is not required that a team have two members in each division.

A school may enter a team with less than four members as its representative, but not less than three members or they must compete as individuals. Each team member must ride a different horse and be All Around eligible.

GR-301.6 A college or university may enter more than one team and an unlimited number of individuals in SHTX Collegiate competitions.

GR-301.7 Individual collegiate members may compete in a SHTX Collegiate Show if their school does not have a team. As per NIRSHA rules, if a school has an official or recognized ranch or stock horse team and/or club, only the designated coach(es) and/or club representative(es) may approve and sign the Collegiate team and Collegiate individual entry forms.

GR-303 CALCULATION OF POINTS FOR COLLEGIATE TEAM RIDERS AND TEAMS

Points in each class in each division are calculated on the total number of collegiate teams represented, not on the number of collegiate individual entries. Example: With six teams represented, there may be twelve point riders in each class in each division. The highest points a team rider can earn in each class is 12. The points would be 1-12. When teams have less than six and four or more members, there will still be 12 points to be earned in each class in each division. If one team has only one Non Pro point rider leaving only 11 point riders in the class, the highest placing rider in the division will still receive 12 points. Incomplete teams with at least four members shall be eligible for team awards if their team totals exceed those of teams having complete teams. In the event of a tie between teams, the tie will be broken on the basis of most first place class wins and then on points won in the working cow horse class, reining class, trail class and then pleasure class, respectively.

GR-304 SHTX COLLEGIATE COMPETITION AWARDS

GR-304.1. SHTX Collegiate Team Awards

a) Both a High Point and Reserve High Point Team Award will be given if at least three teams from different colleges or universities are entered.

b) For Collegiate Team awards, each team will be allowed to utilize points from specified point riders, and these point riders will be determined at the time of entry by their coach(s). Only the points that these riders earned against other point riders in their divi-

sion(s) will be counted towards naming a champion and reserve champion collegiate stock horse team of the competition.

GR304.2.SHTX Collegiate Individual All-Around Awards. Collegiate Individual All-Around and Class Awards may be awarded in SHTX approved Collegiate-Only Shows or Collegiate Team Challenges at the option of Show Management.

a) To be eligible for SHTX Collegiate Individual All-Around Awards, a collegiate rider must compete in all four classes within the collegiate division. Awards are based on points from all four classes within the division.

GR-305 SHTX COLLEGIATE ELIGIBILITY

SHTX observes NIRSHA rules for division eligibility and alternate team point rider criteria for SHTX Collegiate competitions as detailed in the NIRSHA Handbook and copied below. Refer to the NIRSHA Handbook at www.nirsha.org for eligibility information

STOCK HORSE EVENT RULES EV-190 SCORING SYSTEM

EV-190.1 The Stock Horse of Texas (SHTX) Scoring System is designed to be positive, straightforward, and always encourage growth and improvement in both horse and rider. The scoring system is designed to give credit for the work done.

EV-190.2 Each horse/rider team is scored between 0-100 points and automatically begins the run with a score of 70 points. The horse/rider team is scored on the quality of each maneuver (e.g., -1½ Extremely Poor, -1 Very Poor, -½ Poor, 0 Correct, +½ Good, +1 Very Good, and +1½ Excellent). Pluses and minuses are a reflection of the smoothness, finesse, attitude, quickness, and authority of the horse/rider team when performing the various maneuvers. Penalties may be accrued for incorrect maneuver execution. For more detail on credits and penalties, see the details in "CLASSES." Natural ranch horse appearance will also be evaluated ranging from plus 1 ½ to minus 1 ½.

EV-190.3 The entire Class will be scored and placed (i.e. 45 horse/rider teams will result in 45 placings.) In the case of a horse/rider team being Off-Pattern (e.g., Off-Pattern (OP): Breaking pattern; Repeated blatant disobedience), the horse/rider team cannot place above other horse/rider teams who have completed the pattern correctly.

EV-190.4 Riders will be supplied 2 back numbers per horse. The correct back number must be displayed on each side of the saddle pad so that it is visible to the judge. Riders not using both back numbers will be disqualified.

EV-190.5 No horse/rider team shall be disqualified except for illegal equipment, obvious schooling for multiple maneuvers, lack of 2 back numbers or wrong back number, obvious lameness, inhumane treatment, rider misconduct or disrespect; leaving the working area before the pattern is complete or fall of horse/rider (run ends; the run will be scored up to that point but will not be placed). Disqualified horses will count as entries in the Class but will not receive points. (For example, in a Class with twenty-one horses where one horse/rider team is disqualified, the first place horse/rider team gets twenty-one points, the twentieth place horse/rider team gets two points, and the disqualified horse/rider team gets 0 points. The last point is not given because the disqualified horse/rider team gets no points). This system will be used for any size Class and may include more than one disqualification.

EV-190.6 In the case of a fall by a horse or rider, the run shall end when the rider or horse falls to the ground. A horse is considered fallen when his shoulder or ribs contact the ground with all four feet pointing the same direction. A rider is considered fallen when the rider is no longer astride the horse. A horse/rider team will be scored for what was accomplished prior to the fall, but the horse/rider team will be disqualified and will not be placed.

EV-190.7 In the case of equipment failure that delays competition or becomes unsafe, the run is stopped and the horse/rider team is scored for what they have accomplished prior to that point, but the horse/rider team will be disqualified and will not be placed.

EV-190.8 All-around ties for each competition and year-end awards will be decided by the highest placing in the Cow Work Class. If this doesn't break the tie, other Classes will be used in the following order: Reining, Trail, Pleasure.

EV-190.9 Ties will not be broken in individual classes; points will be split among all tied riders. However, specific maneuvers will be designated by the Judge to be tiebreakers in a Class in the event of a tie in the Top 10 in the All Around after EV-190.8 is exhausted. The tie-breaker maneuvers will be marked prior to the start of the

Class and so noted on score sheets. Every horse/rider team in the Class is awarded one point for each horse/rider team they beat, plus one point. (Examples: In a ten horse/rider team Class, the first place horse/rider team gets ten points and the tenth place horse/rider team gets one point. In a five-horse/rider team Class the winner gets five points, and the last place horse/rider team gets one point.).

EV-190.10 Show results are final 48 hours after the completion of the show. Any corrections must be given to show management before this time. World Show results are finalized according to the World Show handbook.

EV-190.11 A rider changing divisions during the show must do so before a rider competes in that class. Once a class has been completed, no changes can be made to the entry for that class.

EV-200 JUDGING PROCEDURES

EV-200.1 SHTX Score sheets shall be used to judge all classes. Judges will select specific maneuvers prior to the class as tie-breaking maneuvers. These maneuvers will be ranked as first tiebreaker, second, third, fourth, fifth, etc.

EV-200.2 During the class a scribe shall assist each judge by recording the score after each of the maneuvers on the appropriate class score sheet. Judges shall sign their score sheets, and the score sheets will be turned in to the show secretaries.

EV-200.3 Show secretaries shall total individual scores to place the class. They will check back with the judge if there are any questions.

EV-200.4 All exhibitors will be ranked according to scores, placed from highest to lowest scores, and given class points according to their placing.

EV-200.5 Class score sheets shall be posted as soon as possible after each class to allow riders to evaluate their performance.

EV-200.6 An exhibitor competing in all four classes on the same horse in the same division shall have their class placing points entered into the all-around tabulation. Points from each class shall be added together for the overall score for the four events. Ties for the all-around winner are broken first using the highest score in the working cow horse class, second using the reining class, and then the trail and pleasure classes.

EV-200.7 When using two judges to determine one set of winners, the classes will first be placed under each


judge and class placing points awarded and posted. One judge shall be designated as the tiebreaker judge before judging begins. The composite results (combined results used to determine an overall winner) shall be calculated as follows: All class placing points will be added for each judge to determine an all-around winner. If there is a tie, the tiebreaker judge's class placings will determine the winner. Ties for the all-around winner will be broken first using the highest score in the working cow horse class, second using the reining class, and then the trail and pleasure classes.

EV-210 COMPETITION EQUIPMENT AND ATTIRE

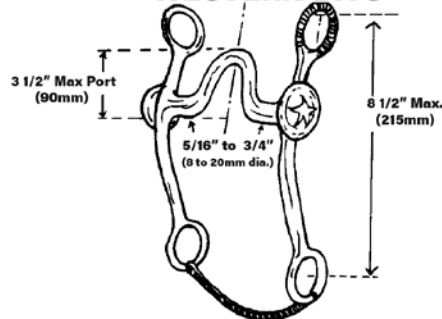
EV-211 Equipment: Horses shall be shown in a western stock saddle. Silver equipment will not count over good clean, working equipment. Horses of all ages may be shown in a snaffle, bosal, or curb bit. Absolutely no iron will be permitted under the jaws. Judges may perform a bit inspection and disqualify violators at any time. The judge, steward or show management may prohibit the use of any bit or equipment they consider inhumane or would tend to give a horse/rider an unfair advantage. An example of prohibited equipment giving an unfair advantage includes use of an electronic device or earbud, a magnetic device, etc. Communication devices are prohibited while showing. The SHTX Board will evaluate individual requests from challenged riders with documented disabilities regarding the use of aids when exhibiting. Use of illegal equipment is prohibited anywhere on the event grounds. Hobbles may be carried and used as appropriate. Protective boots, leg wraps, etc. are permitted in any SHTX class.

EV-211.1 If the horse is shown in the two-rein or bridle/curb bit, the mouthpiece must be at least 5/16 inch and not more than 3/4 inch in diameter measured 1 inch from the cheek and must be smooth (no chain bits). Nothing may protrude below the mouthpiece such as extensions or prongs including upward prongs. Split reins or romal reins shall be used with bridle/curb bits. Curb straps are required and may be leather or flat chain, must be at least 1/2 inch in width, and must lie flat against the horse's chin. No wire curbs are permitted, regardless of the amount of padding or tape. Horses shown in the bridle/curb bit must be exhibited one-handed. Using two hands on a bridle/curb bit or using more than one finger between split reins or any finger between romal reins (except in the two-rein where any number of fingers

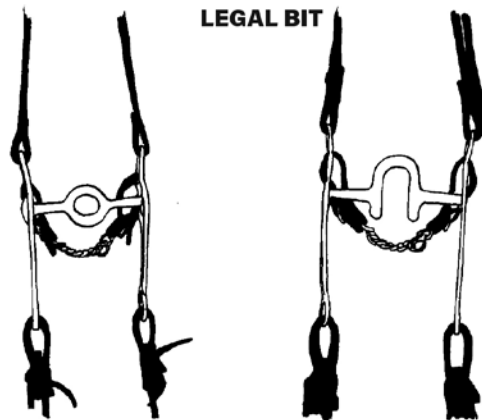
ACCEPTABLE CHAIN CURB STRAPS



WESTERN BITS



LEGAL BIT



DONUT BIT

PRONG BIT

ILLEGAL BIT

are allowed between the romal and hackamore reins) will result in an Off Pattern. In all classes, when using a romal, the free hand may be used to adjust the rider's length of rein.

A get-down rope is allowed. A get down rope is defined as a small rope tied around the neck of the horse with a bowline or other non-slip knot and run back to the rider or tied to the saddle. The get down will be used to lead, ground tie, or tie the horse. The get-down rope may also be run through a bosalito, as long as the bosalito is not tight enough to function as a cavesson. If a bosalito is used, it must allow approximately 2 fingers (1 inch) to pass freely between the nose and the bosalito. The

bosalito must be constructed of a flexible braided rawhide, leather or rope, the core of which must be flexible. Absolutely no rigid material will be permitted under the jaws, regardless of how padded or covered. Hobbles are allowed.

EV-211.2 Use of the two-rein is legal per NRCHA rules.

EV-211.3 If the horse is shown in a snaffle bit, it shall be “D” or “O” ring type, no larger than 4 inches and no smaller than 2 inches in diameter on inside of the ring. It must have a broken, two- or three-piece mouthpiece, a minimum of 5/16 inch in diameter, measured 1 inch from the inside of the ring, with a gradual decrease to the center of the snaffle. The mouthpiece should be round, oval or egg-shaped and made of smooth, unwrapped metal. No twisted-wire mouthpieces may be used. A leather or fabric woven chinstrap may be used. No iron, chain or other metal may be used. Horses ridden in a snaffle must use either split reins or mecate reins.

EV-211.4 If the horse is shown in a hackamore, hackamores shall be round in shape and constructed of uniform, smooth, braided rawhide or leather and have a non-metal flexible core. There must be at least 5½ inches on the underside of the noseband before any braided buttons. A hackamore must use a complete mecate rein, which must include a tie-rein. Absolutely no rigid material will be permitted under the jaws, regardless of how padded or covered. Horse hair bosals are prohibited.

EV-211.5 Mechanical hackamores, cavassons, tie downs, gag bits, twisted-wire mouth pieces, and running martingales are prohibited. SHTX rules regarding other prohibited equipment apply. A judge may prohibit the use of any equipment deemed to be inhumane.

EV-211.6 Any horse found to have blood present on the mouth or anywhere else on its body may be disqualified at the discretion of the judges.

EV-221.7 Any question on equipment that is not disclosed in SHTX Rulebook, refer to AQHA Equipment rule SHW300 and/or NRCHA Equipment rules 5.1 to 5.8

EV-212 Attire: Riders shall wear protective headgear or western hats, long-sleeved shirts and western boots. Western boots shall include typical cowboy boots and lace-up ropers. All other footwear is prohibited. The use of spurs and chaps shall be optional. Clothing should be neat and clean.

EV-220 STOCK HORSE OF TEXAS CLASSES

Following is a list of the four classes, designed to measure the versatility of a western stock horse, to be

offered at each SHTX competition with descriptions and guidelines for judging.

EV-221 STOCK HORSE PLEASURE CLASS

The purpose of the stock horse pleasure class is to measure the ability of the horse to be a pleasure to ride while being used as a means of conveyance from performing one ranch task to another. The horse should reflect the versatility, attitude and movement of a working ranch horse riding outside the confines of an arena. The horse should be well-trained, relaxed, quiet, soft and cadenced at all gaits. The ideal ranch horse will travel with forward movement and demonstrate an obvious lengthening of stride at extended gaits. The horse can be ridden with light contact or on a relatively loose rein without requiring undue restraint, but not shown on a full drape of reins. The overall manners and responsiveness of the ranch riding horse to make timely transitions in a smooth and correct manner, as well as the quality of the movement are of primary considerations. The ideal stock horse pleasure horse should have a natural head carriage at each gait.

EV-221.1 Gaits

- Ordinary Walk – The stock horse ordinary walk is straight, square, flat-footed, relaxed. The horse moves freely with no anticipation to move to the next gait.

- Extended Walk – The stock horse extended walk is straight, square, and flat-footed, relaxed, and moves out freely with the horse looking ahead. The extended walk shows more length of stride than the ordinary walk.

- Trot – The stock horse trot is a square two-beat diagonal trot and is steady, soft, and slow enough for riding long distances. The rider is seated at this gait.

- Extended Trot – The stock horse extended trot shows lengthening of stride from the regular trot with the same cadence that will cause an increase in speed. This gait is level, flat, and steady with the appearance that the horse would hold this gait for long distances. The rider may be seated, posting, or standing.

- Lope – The stock horse lope is a 3-beat gait that is cadenced, straight and steady and is comfortable to ride over long distances. When loping, the horse must be in the same lead as the direction the rider is traveling.

- Extended Lope – The stock horse extended lope shows lengthening of stride from the regular lope with the same cadence that will cause an increase in speed. The horse holds the steady gait and increased speed while being under control.

- Stop – From both the lope and the trot, the horse should be in the correct stopping position (i.e., both hocks engaged and stopping on the hindquarters). All four feet stop moving before the next maneuver is attempted.

- Reverse – The horse turns briskly and flat with front feet on the ground and holding an inside rear pivot foot. The reverse may be performed in either direction.

EV-221.2 Horses shall be shown individually and the Class may be conducted inside or outside of an arena. The pattern may be started either to the right or left direction. Markers shall be set up to designate gait changes. If the Class is held inside an arena, the course shall be set up to make approximately one pass of the arena in each direction. This may be modified due to space constraints or other conditions. If the pattern follows a different path in the arena, show management is strongly encouraged to offer a drawing of the path for exhibitors.

Markers shall be set up to designate gait changes. When establishing the course, the following distances between markers are recommended.

- Ordinary Walk - 30 feet
- Extended Walk - 75 feet
- Trot - 120 feet
- Extended Trot - 240 feet
- Lope - 150 feet
- Extended Lope - 200 feet

These distances will make for a fluid class and facilitate judging. Order of maneuvers may be varied per Judge's discretion but the Stop should not follow the Extended Lope. Judges are encouraged to walk the course prior to judging.

EV-221.3 Credits and Penalties

Part of the evaluation of this Class is on smoothness of transitions. A horse may be collected a bit from the extended trot or walk as the horse moves into the lope. During the transition from the extended lope down to the trot, walk or extended walk an extra cue to achieve this gait is expected. Horses that complete this total transition within three strides calmly and obediently should be rewarded. Horses that attempt to stop or do stop prior the specified gait will be penalized. Judges expect to see horses that have been trained to respond to cues. To see these cues applied discreetly and the horse responding correctly could be a credit-earning situation. All runs begin upon entering the pen; any infractions (such as two hands on the reins, using either hand to instill fear, etc.) are subject to penalty at that time. Penalties will be assessed as follows:

1 Point Penalties:

- Over-bridled (per maneuver)
- Out of frame
- Too slow
- Break of gait at walk or trot for two (2) strides or less
- Wrong lead or out of lead for 2 strides or less

3 Point Penalties:

- Wrong lead or out of lead more for than 2 strides
- Draped reins
- Break of gait at lope except when correcting an incorrect lead
- Break of gait at walk or trot for more than two (2) strides

5 Point Penalties:

Cannot place above others who complete pattern correctly

- Spurring in front of cinch
- Blatant disobedience
- Use of either hand to instill fear

Off-Pattern (OP):

- Breaking pattern (Eliminates or adds maneuver)
- Repeated disobedience
- Use of two hands (except in snaffle bit or hackamore)
- More than one finger between split reins or any fingers between romal reins (except two rein)

Disqualification (DQ):

Disqualified entries are counted as an entry in the class but can not receive points or credits for that class toward the all around.

- Lameness
- Abuse
- Illegal equipment
- Lack of 2 correct back numbers
- Disrespect or misconduct
- Leaving working area before pattern is complete
- Fall of horse/rider (run ends; scores will be given for work done but the horse/rider team will be disqualified and will not be placed)
- Improper western attire
- Obvious schooling for multiple maneuvers

PATTERNS ARE LISTED IN THE BACK OF THE RULEBOOK beginning on pg 74.

EV-222 STOCK HORSE TRAIL CLASS

The stock horse trail class should test the horse's

ability to cope with situations encountered while being ridden through a pattern of obstacles generally found during the course of everyday ranch work. The horse/rider team is judged on the correctness, efficiency and pattern accuracy with which the obstacles are negotiated and the attitude and mannerisms exhibited by the horse. Judging emphasis is on identifying the well-broke, responsive and well-mannered horse which can correctly navigate and negotiate the course.

EV-222.1 The Stock Horse Trail Course (the course) will include no less than six and no more than nine obstacles. It is mandatory that the horse be asked to walk, trot and lope during the course. Walk can be part of obstacle score or be scored with the approaching obstacle. Trot must be at least 35 feet and score with approaching obstacle. Lope must be lead-specific, at least 50 feet, and score with approaching obstacle. Care must be exercised to avoid setting up any obstacles that may be hazardous to the horse or rider.

EV-222.2 When setting courses, management will be mindful that the idea is not to trap a horse/rider team or eliminate it by making an obstacle too difficult. All courses and obstacles are to be constructed with safety in mind so as to reduce the risk for accidents. Show committees have the option of setting up the trail course to best fit the arena conditions. An outdoor course is recommended if appropriate terrain is available. Each single-performance event can be time consuming, especially with large classes, so it is imperative that time restrictions are placed on this Class. The show committee, either through a pilot run or estimation, shall select a course that has a continuous, positive flow that can be negotiated in four minutes or less.

EV-222.3 Judges must walk the course and have the right and duty to alter the course if it is not in keeping with the intent of the class. Judges may remove or change any obstacles they deem unsafe, non-negotiable, or unnecessarily difficult. Any time a trail obstacle becomes unsafe during a class, it shall be repaired or removed from the course. If it cannot be repaired and some horses have completed the course, the score for that obstacle shall be deducted from all previous draws for that class.

EV-222.4 The course must be designed using the mandatory obstacles and maneuvers plus optional obstacles. Combining of two or more of the obstacles is acceptable.

EV-222.5 Prohibited obstacles: Tarps, water obstacles

with slick bottoms, PVC pipe used as a jump or walk over, tires, rocking or moving bridges, logs or poles elevated in a manner that permits such to roll in a dangerous manner. Only live or stuffed animals which would normally be encountered in an outdoor setting and which are not used in an attempt to "spook" a horse may be used.

EV-222.6 Mandatory obstacles and/or maneuvers:

1) Ride over obstacles on the ground – usually logs or poles. Walk, trot, or lope may be used, but only one gait is required.

a) Walk-overs: Walk over no more than five logs or poles no more than 10 inches high. The space between logs or poles should be 26-30 inches. The formation may be straight, curved, zigzagged, or raised.

b) Trot-overs: Trot over no more than five logs or poles no more than 10 inches high. The space between logs or poles should be 36 to 42 inches. The formation can also be straight, curved, zigzagged, or raised.

c) Lope-overs: Lope over no more than five logs or poles no more than 10 inches high. The space between logs or poles should be 6 to 7 feet. The formation can also be straight, curved, zigzagged, or raised.

2) Opening, passing through, and closing gate: Use a gate that will not endanger horse or rider and requires minimum side passing.

3) Ride over wooden bridge: Bridge should be sturdy, safe and negotiated at a walk only. Heavy plywood lying flat on the ground is an acceptable simulation of a bridge. Suggested minimum width shall be 36 inches wide and at least 6 feet long

4) Backing obstacles: Backing obstacles are to be spaced at a minimum of 28 inches. If elevated, 30-inch spacing is required. Back through and around at least three markers. Back through L, V, U, straight or similarly shaped course which may be elevated no more than 24 inches.

5) Side pass obstacle: Any object which is safe and of any length may be used to demonstrate responsiveness of the horse to leg signals. Raised side pass obstacles should not exceed 12 inches.

6) Rope drag: For Open, Non Pro, Limited Non Pro (Ltd Non Pro), Intermediate and Junior Horse Classes ONLY. A rope drag is not to be used in Novice or Youth

Classes. Drag may be a complete figure eight and may begin in either direction. Distances may be adjusted for Junior horses only, if so desired. The exhibitor must have the rope dallyed on the saddle horn (half or full dally) for the duration of the drag.

EV-222.7 Optional obstacles: Members may suggest new obstacles provided the obstacles can be found in everyday ranch work. Optional obstacles from which selections can be made include, but are not limited to:

- A jump obstacle whose center height is not less than 14" high or more than 24" high. Holding the saddle horn is permissible for this obstacle.

- Carry object from one part of the arena to another.
- Remove and replace materials from mailbox.
- Trot through cones spaced a minimum of 6 feet apart.
- Cross natural ditches or ride up embankments.
- Swing rope or throw rope at dummy steer head.
- Step in and out of obstacle.
- Put on slicker or coat.
- Stand to mount with mounting block.
- Walk through water obstacle.
- Open gate on foot.
- Pick up feet.
- Walk through brush.
- Ground tie
- Lead at the trot.

When ground-tying with split reins, one or both reins may be dropped. Romal reins may be loosely draped over the horse's neck and used with or without a get-down rope.

EV-222.8 It is up to show management if the competition trail course will be made available to exhibitors or posted prior to the day of competition. It must be posted at least one hour prior to competition. Printed handouts for exhibitors are helpful and encouraged.

EV-222.9 Once competition for the specific class/division begins, no extra verbal instructions will be given to exhibitors by the judge

EV-222.10 Credits and Penalties. All runs begin upon entering the pen; any infractions (such as two hands on the reins, using either hand to instill fear or praise, etc.) are subject to penalty at that time. The rider has the option of eliminating any obstacle however this will result in being "Off Pattern" and the horse/rider team may not place above others who have completed the pattern correctly. A Judge may ask a horse to pass on an obstacle after three refusals or at any time for safety concerns.

EV-222.11 Credit is given to horse/rider teams who negotiate the obstacles correctly and efficiently. Horses should receive credit for showing attentiveness to obstacles and ability to pick through the course when the obstacles warrant it while willingly responding to riders' cues on more difficult obstacles. Quality of movement and cadence should be considered part of the maneuver score for the obstacle. Penalties are assessed as follows:

1 Point Penalties

- Each hit, bite, or stepping on a log, cone, plant or any component of the obstacle
- Incorrect or break of gait at walk or trot for two strides or less
- Both front or hind feet in a single-stride slot or space at a walk or trot
- Skipping over or failing to step into required space; Split pole in lope-over
- Incorrect number of strides, if specified
- One to two steps on dismount/remount or ground tie except shifting to balance
- Over-bridled (per maneuver); Wrong lead or out of lead for 2 strides or less

3 Point Penalties

- Wrong lead or out of lead more than 2 strides
- Draped reins
- Break of gait at lope except when correcting an incorrect lead
- Break of gait at walk or trot for more than two (2) strides
- Three or four steps on dismount/remount or ground tie
- Trotting for more than 3 strides in lope departures or exiting a rollback into a lope from a stop or walk
- Knocking down or over, or severely disturbing an obstacle
- Stepping out of or falling off an obstacle with 1 foot;
- Missing or evading part of a log/obstacle with 1 foot.

5 Point Penalties

- Spurring in front of cinch
- Blatant disobedience
- Use of either hand to instill fear
- Stepping out of, or falling off of an obstacle with more than 1 foot
- Missing or evading part of a log/obstacle with more than 1 foot
- Dropping an object required to be carried

- 1st or 2nd cumulative refusal
- Letting go of gate
- Five or more steps in dismount/remount or ground tie

Off-Pattern (OP):

Cannot place above others who complete pattern correctly

- Breaking pattern (Eliminates or adds maneuver); Repeated disobedience
- Use of two hands (except in snaffle bit or hackamore)
- More than one finger between split reins or any fingers between romal reins (except two rein)
- Failure to dally and remain dallied
- Failure to open and shut gate or failure to complete the gate

Disqualification (DQ):

Disqualified entries are counted as an entry in the class but can not receive points or credits for that class toward the all around.

- Lameness
- Abuse
- Illegal equipment
- Lack of 2 correct back numbers
- Disrespect or misconduct
- Leaving working area before pattern is complete
- Fall of horse/rider (run ends; scores will be given for work done but the horse/rider team will be disqualified and will not be placed)
- Improper western attire
- Obvious schooling for multiple maneuvers

EV-223 STOCK HORSE REINING

This Stock Horse Reining Class measures the ability of the stock horse to perform basic handling maneuvers. SHTX has several recognized regular patterns (please see “Patterns”). Each pattern is a combination of maneuvers and these maneuvers include:

- Stops: Stops are the act of slowing the horse from a lope to a stop position. The horse enters the stop position by rounding its back, bringing the hind legs further under the body while maintaining forward motion and ground contact and cadence with front legs. Throughout the stop, the horse continues in a straight line while maintaining ground contact with the hind feet.
- Spins: Spins are cadenced 360-degree turns executed with the inside hind quarter (pivot) remaining stationary. Spins shall be smooth and efficient. The location

of the hind quarters shall be fixed at the start of the spin. The horse shall stop the spin exactly as dictated by the pattern description. The right and left spins shall have a similar speed and balance.

- Rollbacks: Rollbacks are the 180-degree reversal of forward motion completed by running to a stop, rolling (turning) the shoulders back to the opposite direction over the hocks and departing in one continuous motion. There should be no hesitation; however, a slight pause to regain footing or balance should not be deemed hesitation. The horse should not step ahead or backup prior to rolling back.

- Circles: Circles are maneuvers at the lope, of designated size and speed, which demonstrate control, willingness to guide, and degree of difficulty in speed and speed variations. Circles must at all times be run in the geographical area of the arena specified in the pattern description. There must be a clearly defined difference in the speed and size of a small, slow circle and a large, fast circle. Symmetry is credit-earning (i.e., speeds and shapes to the left and right should be consistent).

- Backups: A backup is a maneuver requiring the horse to be moved in a reverse motion in a straight line over a required distance of at least ten feet or as the pattern designates.

- Hesitate: To hesitate is the act of demonstrating the horse's ability to stand in a relaxed manner at a designated time in a pattern. In a hesitation, the horse is required to remain motionless and relaxed. Reining patterns require a hesitation at the end of the pattern to demonstrate completion.

- Lead Changes: Lead changes are the act of changing the leading legs of the front and rear pairs of legs. The lead change must be executed at a lope with no change of gait or speed and be performed in the exact geographical position in the arena specified in the pattern description. Credit-earning lead changes will be change of front and rear leads taking place within the same stride.

- Run Downs: Run downs are runs through the middle of the arena, along the side, or ends of the arena. Run downs demonstrate control and gradual increase in speed to the stop.

EV-223.1 Credits and Penalties

All runs begin upon entering the pen; any infractions (such as two hands on the reins, using either hand to instill fear or praise, etc.) are subject to penalty at that time.

To rein a horse is not only to guide him, but also to control his every movement. The best reined horse should be willingly guided or controlled with little or no apparent resistance and dictated to completely. Any movement on his own must be considered a lack of control. All deviations from the exact written pattern must be considered a lack of, or temporary loss of, control and therefore a fault that must be marked down according to severity of deviation. The horse/rider team's overall performance should be credited for smoothness, finesse, attitude, quickness and authority of performing various maneuvers, while using controlled speed which raises the difficulty level and makes the horse/rider team more exciting and pleasing to watch. Penalties will be assessed as follows:

½ Point Penalties:

- Starting a circle or exiting a rollback at a trot for up to two strides
- Delayed change of lead by one stride where the lead change is required by the pattern description
- Failure to remain a minimum of twenty feet from the wall or fence when approaching a stop and/or rollback
- Over-spin or under-spin up to 1/8 turn

1 Point Penalties:

- Out of lead in the circles, figure eights, or around the end of the arena (this penalty is cumulative and will be deducted for each quarter of a circle the horse is out of lead)
- Over or under spinning 1/8 to 1/4 turn
- Slipping rein
- Over-bridled

2 Point Penalties:

- Break of gait
- Freeze up in spins or rollbacks
- Failure to stop or walk before executing a lope departure on trot-in patterns
- Failure to be in a lope prior to the first marker on run-in patterns
- Failure to completely pass the specified marker before initiating a stop position
- When starting a circle, rundown or exiting a rollback, trotting beyond two strides but less than ½ circle or ½ length of arena.

5 Point Penalties:

- Spurring in front of cinch
- Blatant disobedience
- Use of either hand to instill fear

Off-Pattern (OP):

Cannot place above others who complete pattern correctly

- Breaking pattern
- Repeated disobedience
- Trotting in excess of 1/2 circle or 1/2 length of the arena
- Use of two hands (except in snaffle bit or hackamore) per maneuver
- More than one finger between split reins or any fingers between romal reins (except two rein) per maneuver. Excess rein may be straightened anytime during the pattern, provided the rider's free hand remains behind the rein hand.

Disqualification (DQ):

Disqualified entries are counted as an entry in the class but can not receive points or credits for that class toward the all around

- Lameness
- Abuse
- Illegal equipment
- Lack of 2 correct back numbers
- Disrespect or misconduct
- Leaving working area before pattern is complete
- Fall of horse/rider (run ends; scores will be given for work done but the horse/rider team will be disqualified and will not be placed)
- Improper western attire
- Obvious schooling for multiple maneuvers.

EV-223.2 Patterns will be chosen from the SHTX Rulebook, or other patterns approved by show management. Patterns may be modified to be lope in patterns. Patterns that start with the circles may be used as lope to center patterns when posted as such by show management. Rider has the option to lope through the gate or walk through the gate and, without trotting, pick up the correct lead within the first quarter circle. Continue loping around the circle to the center of arena. At the center, without stopping or breaking gait, begin pattern. When using a lope to the center pattern, judging of the pattern will begin at the center of arena. Penalties occurring while loping to the center of arena to begin pattern will be assessed.

PATTERNS ARE LISTED IN THE BACK OF THE RULEBOOK beginning on pg 74.

EV-224 STOCK HORSE COW WORK CLASS

The ideal stock horse must also be a cow horse and this class demonstrates and measures the horse's ability to do cow work. Holding the saddle horn is permitted in this class. There is a time limit per horse/rider team to perform the work depending on the Division and the time begins when the cow is turned into the arena. If the time has not elapsed and the Judge is satisfied that all requirements of the Class have been met, the Judge should blow the whistle for the Exhibitor to cease work. The Judge may blow a whistle at any time for the Exhibitor to cease work for safety reasons. Judges will score what they have seen, but the horse/rider team will be judged accordingly for not completing the pattern. Only the Judge may award a new cow to a contestant to replace a cow that will not honor a horse. If the Judge awards a new cow, the Exhibitor has the option to refuse the new cow by continuing to work. If the Exhibitor accepts the new cow, the time for working the cow will start over. If the Exhibitor intends to accept the new cow, the Exhibitor must pull up immediately. When multiple Judges are scoring, any one of the Judges may terminate the work or signal for a new cow.

From the time the exhibitor enters the arena until the final whistle, signifying the run is complete, the pair are being judged. Using two hands, schooling, etc. will result in appropriate penalties. In the fence work, once a rider has committed to circling a cow, if the cow falls down no new cow will be awarded. The rider should complete the run by riding around the fallen cow to fulfill circling requirements. In the case that a rider is awarded a third cow, the rider will have the option to work their new cow or to rest their horse for up to 20 minutes for their horse to recover before working the third cow. In this case, the rider is not allowed to leave the warm up area. Doing so will result in a DQ.

EV-224.1 FENCE WORK

Exhibitors in the Open, Level 1 Open and Non Pro Divisions are allotted three minutes to complete the work. When there is one minute left, the announcer will announce, "one minute." At 3 minutes, the announcer will call "time." There are three parts to the fence work: boxing, fence work, and roping or circling.

Part One – Boxing the Cow – The rider shall ride into the arena, face the cattle entry gate, and signal for their cow to be turned into the arena. The cow shall be

controlled on the entry end of the arena for a sufficient amount of time to demonstrate the horse's ability to "hold" the cow. If the cow does not immediately challenge the horse, the rider shall aggressively move in on the cow to demonstrate his horse's ability to drive and block the cow on the entry fence.

Part Two – Fence Work – After the cow has been controlled on the end of the arena, the rider shall set the cow up and drive it down the side of the arena. The cow should be turned on the fence at least once in each direction. The first run out for a turn shall be past the half-way mark of the arena. All turns down the side shall be completed before reaching the end fence.

Part Three – Roping or Circling - The rider has the option to either rope the cow or to take the cow to the middle of the arena and circle it at least once each direction. A rider may circle or rope the cow but cannot combine the two to get credit for this portion of the class.

- To rope the cow, the Exhibitor must be carrying a rope when the run starts. The Exhibitor may pull up after the fence work, take down the rope, and proceed to rope and stop the cow. The Exhibitor must then rope the cow and bring it to a stop. In the roping portion of this class, the Exhibitor is permitted two throws and the horse will be judged on two (2) maneuvers: tracking/rating, and stopping the cow. It is not necessary that the Exhibitor catch to receive a score in the roping portion. The catch is legal as long as cow looks through the loop and the rope pulls tight on any part of the animal's body except the tail. The Exhibitor may tie the rope on or dally. If the Exhibitor does not catch, or if it is an illegal catch, the horse will be given credit for rating and tracking and will be assessed a penalty specific for the division. If the exhibitor runs out of time to rope, there will be no credit for the stop/hold maneuver and a penalty for failure to catch. Riders may still earn credit for tracking/rating/control/position and speed/degree of difficulty.

- To circle the cow, the Exhibitor will maneuver the cow smoothly at least 360 degrees in each direction without interference from the fence. The circle's size, symmetry, speed and relative balance from right and left show control. Tightening the circles down with fast head-to-head speed will be a credit situation. The circles should be completed before the cow is exhausted. Once an Exhibitor has committed to circling a cow, if the cow falls down no new cow will be

awarded. The Exhibitor will complete the run by riding around the fallen cow to fulfill circling requirements. In the circling portion of the judging, one whistle will terminate the work, two whistles will award a new cow.

EV-224.2 Credits and Penalties for Fence Work

All runs begin upon entering the pen; any infractions (such as two hands on the reins, using either hand to instill fear or praise, etc.) are subject to penalty at that time.

During "Boxing," credit will be given for the horse's expression and its 'cow sense' (i.e., making moves with little rider assistance); holding, controlling, and turning the cow; the amount of work actually done; and the degree of difficulty of the work. Credit will be given during "Fence Work" for making the first run past the center of the arena; making turns right on the cow; and controlling a difficult cow. If "Roping," credit will be given for rating and following cow to allow rider the optimal roping position; stopping hard; and staying in the ground during the hold. Credits for each element of Roping range from -1 ½ to +1 ½ points. If "Circling," credit will be given when the horse works willingly; acknowledges the cow; and gets close enough to the cow to control the circles. Credits for Circling range from -1 ½ to +1 ½ points for each direction. Penalties will be assessed as follows:

1 Point Penalties:

- A. Loss of working advantage
- C. Using the corner or the end of the arena to turn the cow when going down the fence
- E. Changing sides of arena to turn cow
- L. For each length horse runs past cow
- P. Working out of position
- R. Two-loop catch in the Non Pro
- S. Slipping rein
- T. Failure to drive cow past middle marker on first turn
- V. Over-bridled
- W. Excessive Hollering

2 Point Penalties:

- A. Going around the corner of the arena before turning cow
- B. When working an animal in the open field (at least 20' from the side of arena) and the animal gets within 3 feet from the end fence before being turned
- R. When roping, an illegal catch, or failure to catch if roping in the Non Pro

3 Point Penalties:

D. Dangerous Position

- E. Exhausting or overworking the cow before circling or roping
- H. Hanging up on the fence (refusing to turn)
- K. Knocking down the cow without having a working advantage
- R. Two-loop catch in the Open

5 Point Penalties:

- A. Failure to turn the cow both directions on the fence
- B. Spurring in front of cinch
- C. Blatant disobedience
- E. Use of either hand to instill fear
- R. Failure to catch or an illegal catch if roping in the Open

Off-Pattern (OP)

Cannot place above others who complete pattern correctly

- A. Turning tail
- B. Use of two hands (except in snaffle bit or hackamore) per maneuver
- C. More than one finger between split reins or any fingers between romal reins (except two rein)
- E. Repeated blatant disobedience
- J. Schooling after entering the arena prior to calling for cow
- K. Schooling horse between cows, if new cow is awarded
- N. Failure to attempt complete any part of the Class
- R. Complete loss of rope in the Non Pro or Open classes, once committed to roping

Disqualification (DQ)

Disqualified entries are counted as an entry in the class but can not receive points or credits for that class toward the all around.

- A. Abuse
- B. Lameness
- D. Disrespect or misconduct
- F. Fall of horse/rider (run ends; scores will be given for work done but the horse/rider team will be disqualified and will not be placed)
- G. Illegal equipment; Lack of 2 correct back numbers
- N. Improper western attire
- H. Leaving working area before pattern is complete
- J. Bringing the cow straight over backwards landing on its back or head with all four feet in the air

S. Obvious schooling for multiple maneuvers

EV-224.3 BOX-DRIVE-BOX-DRIVE

Exhibitors in the Box-Drive-Box-Drive are allotted one minute and forty-five seconds to complete the work. Announcer will give a “30 seconds left” time warning. At one minute and forty-five seconds, the announcer will call time. Exhibitors are not required to use all of the allotted time but must ride until the judge whistles the end of the run or time expires. Judging ends when the exhibitor drives the cow past the middle marker the second time, the judge ends the run with a whistle/horn or the allotted time ends, whichever occurs first.

There are four parts to the work: boxing the cow; setting up the cow and driving it down the fence to the opposite end of the arena; boxing it at the opposite end of the arena, and driving the cow past the middle marker again. There is no expectation that the Exhibitor will make a ‘fence turn,’ rather the drive down the fence demonstrates correct position and control around the corner.

• **Part One – Boxing the Cow** – The rider shall ride into the arena, face the cattle entry gate, and signal for their cow to be turned into the arena. The cow shall be controlled on the entry end of the arena for a sufficient amount of time to demonstrate the horse’s ability to “hold” the cow. If the cow does not immediately challenge the horse, the rider shall aggressively move in on the cow to demonstrate his horse’s ability to drive and block the cow on the entry fence.

• **Part Two - Set Up Cow and Drive Down Fence to Opposite End of Arena** – After the cow has been controlled on the entry end of the arena, the rider shall set the cow up for driving down the side of the arena. When coming out of corner, the horse shall be close enough to cow to demonstrate control with cow against the fence. This distance and control should be maintained for approximately 1/2 to 3/4 the length of arena. Rider will then release the cow and move horse toward center of arena to set the cow up for boxing. Once the contestant drives the cow past the middle marker on the first drive, no new cow will be given.

• **Part Three – Boxing the Cow at Opposite End of Arena** – Move horse toward center of arena to set up cow for boxing. Box the cow for a sufficient time to demonstrate the ability of the horse to contain the cow at that end. If the cow does not immediately chal-

lenge the horse, the rider shall aggressively move in on the cow to demonstrate their horse’s ability to drive and block the cow on the fence

If contestant is not in a working position that causes the cow to initiate at least one turn/change of direction on the second boxing phase before crossing the timeline and terminating the work, a five point penalty will be assessed.

• **Part Four – Drive the Cow** After a reasonable amount of time, the contestant shall set up and drive/rate the cow down the fence, opposite fence of the judges, to the opposite end of the arena. When coming out of corner, the horse shall be close enough to the cow to demonstrate control with cow against the fence. This distance and control should be maintained past the center marker and continue until the judge signifies the completion of the run or time expires. The rider will then release the cow.

If at any time, if the rider loses control and allows the cow to cross the center line the second time, the judge will whistle the end of the run.

If at any time a judge feels that the contestant is out of control endangering themselves and/or their horse, the judge may terminate the work, and a score of zero will be given. The judge may blow a whistle once at any time during the work to terminate the run.

EV-224.4 Credits and Penalties for Box-Drive-Box-Drive

All runs begin upon entering the pen; any infractions (such as two hands on the reins, using either hand to instill fear or praise, etc.) are subject to penalty at that time.

During “Boxing,” credit will be given for the horse’s expression and its ‘cow sense’ (i.e., making moves with little rider assistance); holding, controlling, and turning the cow; the amount of work actually done; and the degree of difficulty of the work. Credit will be given during “Set Up Cow and Drive Down Fence” for rating the cow; blocking the cow with pressure towards the end of the arena; driving the cow with control down the side of the arena; and controlling a difficult cow. Penalties will be assessed as follows:

1 Point Penalties:

- A. Loss of working advantage
- P. Working out of position
- S. Slipping rein

C. Driving the cow down the opposite fence on second drive (changing sides)

T. On the first drive, failure to drive past the middle marker

V. Over-bridled

W. Excessive Hollering

3 Point Penalties:

D. Dangerous Position

K. Knocking down the cow without having a working advantage

W. Performing a fence turn (whether initiated by horse or rider)

Z. failure to drive cow past the middle marker on second drive before time expires

5 Point Penalties:

B. Spurring in front of cinch

C. Blatant disobedience

E. Use of either hand to instill fear

F. Failure to initiate at least one turn on the second boxing phase before crossing the timeline and terminating the work

X. Running the cow into the back fence with force

Off-Pattern (OP):

A. Turning tail

B. Use of two hands (except in snaffle bit or hackamore) per maneuver

C. More than one finger between split reins or any fingers between romal reins (except two rein) per maneuver

E. Repeated blatant disobedience

J. Schooling after entering the arena prior to calling for cow;

K. Schooling horse between cows, if new cow is awarded;

N. Failure to complete any part of the Class; Cannot place above others who complete pattern correctly.

Q. On the first drive down the fence, failure to drive the cow past the middle marker after two attempts

Disqualification (DQ):

Disqualified entries are counted as an entry in the class but can not receive points or credits for that class toward the all around.

A. Abuse

B. Lameness

D. Disrespect or misconduct;

F. Fall of horse/rider (run ends; scores will be given for work done but the horse/rider team will be disqualified and will not be placed),

G. Illegal equipment; Lack of 2 correct back numbers

H. Leaving working area before pattern is complete

N. Improper western attire

S. Obvious schooling for multiple maneuvers.

EV-224.5 BOXING

Exhibitors in boxing are allotted fifty (50) seconds to complete the work. The rider shall ride into the arena, face the cattle entry gate, and signal for their cow to be turned into the arena. The cow shall be controlled on the entry end of the arena for 50 seconds to demonstrate the horse's ability to "hold" the cow. If the cow does not immediately challenge the horse, the rider shall aggressively move in on the cow to demonstrate his horse's ability to drive and block the cow on the entry fence.

EV-224.6 Credits and Penalties for Boxing

All runs begin upon entering the pen; any infractions (such as two hands on the reins, using either hand to instill fear or praise, etc.) are subject to penalty at that time.

During "Boxing," credit will be given for the horse's expression and its 'cow sense' (i.e., making moves with little rider assistance); holding, controlling, and turning the cow; the amount of work actually done; and the degree of difficulty of the work. Penalties will be assessed as follows:

1 Point Penalties:

A. Loss of working advantage

P. Working out of position

S. Slipping rein

V. Over-bridled

W. Excessive Hollering

3 Point Penalties

D. Dangerous position

K. Knocking down the cow without having a working advantage

L. Losing a cow while boxing.

5 Point Penalties

B. Spurring in front of cinch

C. Blatant disobedience

E. Use of either hand to instill fear

Off-Pattern (OP):

Cannot place above others who complete pattern correctly.

- A. Turning tail;
- B. Use of two hands (except in snaffle bit or hackamore) per maneuver
- C. More than one finger between split reins or any fingers between romal reins (except two rein) per maneuver
- E. Repeated blatant disobedience
- J. Schooling after entering the arena prior to calling for cow
- K. Schooling horse between cows, if new cow is awarded
- N. Failure to attempt complete any part of the Class

Disqualification (DQ):

Disqualified entries are counted as an entry in the class but can not receive points or credits for that class toward the all around.

- A. Abuse
- B. Lameness
- D. Disrespect or misconduct
- G. Illegal equipment; Lack of 2 correct back numbers
- H. Leaving working area before pattern is complete
- F. Fall of horse/rider (run ends; scores will be given for work done but the horse/rider team will be disqualified and will not be placed),
- N. Improper western attire.
- S. Obvious schooling for multiple maneuvers;

EV-225 OTHER SHTX EVENTS

SHTX may offer other events for education, competition or entertainment of the membership. (ie. ranch cutting, etc). These events do not count toward SHTX points, Year End awards or World Show qualifying. Divisions for these events is at the discretion of show management.

EV-225.1 Ranch Cutting, if offered, will follow AQHA Versatility Ranch Horse rules for class structure, penalties, etc. Show legal attire must be worn in the arena during any cutting competition.

Stock Horse World Championship Futurity, Derby, Limited Non Pro Futurity, and Limited Non Pro Derby

EV-230.1 Stock Horse World Championship

The Association may offer a Stock Horse World Championship Show to recognize top horses in the sport. The Board of Directors has the authority to add a qualifying requirement to the Stock Horse World Show. Such requirement will be posted at www.stockhorsetexas.org and the membership notified.

EV-230.2 Collegiate riders competing at the Stock Horse World Show must be Year End eligible at the end of the show year in order to double enter both the Collegiate divisions and the regular SHTX divisions at the World Show.

EV-231 Purpose and History of Futurity and Derby

In keeping with the concept of a versatile stock horse, SHTX developed aged events as an opportunity to showcase the talents of the four-event horse at an early age. The three-year-old Futurity was developed in 2009, followed by the four- and five-year-old Derby in 2011; and in 2013, a Limited Non Pro Futurity and Derby were added. These aged events are open to all breeds and provide a logical measure of progress for the training of the stock horse.

EV-231.1 General Competition Rules

- a) Only one rider will exhibit the horse.
- b) Each horse and rider combination will have one opportunity to show in Pleasure, Reining, Trail, and Cow Horse.
- c) Any nomination fees and added money will be paid out according to the Payout Schedule in GR225.
- d) The All Around champions in each division will be determined by the combined scores of the highest placing horse and rider combination in the four-event competition. All-Around tiebreakers are determined by the highest score in Cow Horse, Reining, Trail, and Pleasure, in that order per SHTX EV-190.
- e) Competition rules and guidelines of the Futurity and Derby will be those used in the SHTX Open Division as related to the judging criteria and rules governing the individual classes.
- f) Rules and guidelines of the Ltd Non Pro Futurity and Derby will be those used in the SHTX Ltd Non Pro Division. For additional scoring guidelines and rules, see the current SHTX Handbook.

EV-231.2 Age Requirements For competition purposes, all horses are considered to be a year older on January 1, regardless of their actual birth date during that year. Acceptable forms of age verification include breed registration papers or association competition licenses. Unregistered horses must have a signed veterinarian's certificate with age verification. Markings and brands must be documented and identifiable on the certificate.

EV-231.3 Equipment Futurity and Ltd Non Pro Futurity horse(s) must be a three-year-old and must be exhibited in a snaffle bit or hackamore. Riders may change between snaffle and hackamore for different classes if desired. For specific equipment rules regarding a snaffle and hackamore, refer to EV-210.

EV-231.4 Futurity and Ltd Non Pro Futurity horse(s) must be ridden two-handed during the competition. If a horse is ridden one-handed, there will be a five-point penalty for each maneuver performed one-handed, except in instances where one hand is required, such as roping, opening gate, going down fence, or working a cow.

EV-231.5 Derby and Ltd Non Pro Derby horse(s) must be a four-, five- or six-year-old and can be shown in a snaffle bit, hackamore, two-rein or bridle/curb bit. Riders may change between snaffle, hackamore, two-rein, and bridle/curb bit for different classes if desired. For specific equipment rules, refer to EV-210.

EV-231.6 After each reining and cow work run, headstalls may be dropped and viewed by the equipment official for a mouth check. Any horse found to have blood present on the mouth or anywhere else on its body may be disqualified at the discretion of the judges.

EV-231.7 Non Pro Incentive Award: Non Pro entries in the Futurity and Derby may be eligible for the Non Pro Incentive Award. This award will be no less than \$1,000 paid to highest-placing, eligible Non Pro contestants. The number of places paid will be according to SHTX GR 225 Open payout schedule.

a) To be eligible for the Non Pro Incentive, the horse must be the property of the rider or an immediate family member.

b) The recipient must be a Non Pro as defined by SHTX GR 225 and comply with all other Futurity and Derby rules.

c) Futurity and Derby competitors who are eligible for the Non Pro Incentive Award must confirm eligibility prior to the event.

d) Ltd Non Pro entries are NOT eligible for this award.

EV-231.8 Nathan & Norma Belcher Collegiate Scholarship Award

Having spent a lifetime in the horse industry, Nathan Belcher was an ardent supporter of the versatile stock horse. To honor his dedication to western heritage and commitment to the mission of SHTX, an anonymous donation was made in his name in 2009. This donation established the Nathan Belcher Collegiate Scholarship Award. His wife, Norma, was the show secretary for this association for many years. When she passed away, her name was added to the scholarship.

a) The Nathan & Norma Belcher Collegiate Scholarship Award is offered to eligible entries in the LTD Non Pro Derby.

b) To be eligible for the Nathan & Norma Belcher Collegiate Scholarship Award, the horse must be the property of the rider or an immediate family member or the property of the college that the student attends.

c) The recipient must be a current, full-time student at an accredited college or university. Full-time status is defined as 12 hours for undergraduate students and 9 hours for graduate students. Entrants must provide documentation of enrollment.

d) The Nathan & Norma Belcher Collegiate Scholarship Award will be awarded to the highest placing collegiate entry in the Limited Derby All Around.

e) Derby competitors who are eligible for the Nathan & Norma Belcher Collegiate Scholarship Award must confirm eligibility prior to the event.

In the event a Futurity is not held, the scholarship requirements will be announced.

EV-231.9 Zinn Lindsey Collegiate Scholarship Award

Zinn Lindsey managed to accomplish an incredible list of achievements in his short life. He earned multiple titles, including state and world championships; he rode and trained horses – many successfully carrying winning riders today; and he was the ever-present hard worker at every SHTX show – moving cattle, running errands, and somehow finding time to get his horses shown (and win!) in between. There is no explanation for the loss of such a bright and talented young cowboy. Those of us left behind are charged with finding a way to honor his memory for years to come. Thus, the Zinn Lindsey Col-

legiate Scholarship Award will serve to promote the spirit of Zinn by reaching out to the collegiate riders.

a) The Zinn Lindsey Collegiate Scholarship Award is offered to eligible entries in the Derby.

b) To be eligible for the Zinn Lindsey Collegiate Scholarship Award, the horse must be the property of the rider or an immediate family member or the property of the college that the student attends.

c) The recipient must be a current, full-time student at an accredited college or university. Full-time status is defined as 12 hours for undergraduate students and 9 hours for graduate students. Entrants must provide documentation of enrollment.

d) The scholarship will be awarded to the highest placing collegiate entry in the Derby All Around.

e) Derby competitors who are eligible for the Zinn Lindsey Collegiate Scholarship Award must confirm eligibility prior to the event.

SHTX Patterns

Note about Stock Horse Pleasure Patterns: The pattern may be started either to the right or left direction. Markers shall be set up to designate gait changes. If the Class is held inside an arena, the course shall be set up to make approximately one pass of the arena in each direction. This may be modified due to space constraints or other conditions. If the pattern follows a different path in the arena, show management is strongly encouraged to offer a drawing of the path for exhibitors.

PATTERN I

- Extended Walk - 75 feet
- Trot - 120 feet
- Extended Trot - 240 feet
- Lope - 150 feet
- Stop and Reverse
- Ordinary Walk - 30 feet
- Lope - 150 feet
- Extended Lope - 200 feet
- Trot - 90 feet
- Stop and Back

PATTERN II

- Ordinary Walk - 30 feet
- Lope - 150 feet
- Extended Lope - 200 feet
- Trot - 120 feet
- Stop and Reverse
- Extended Walk - 75 feet
- Trot - 90 feet
- Extended Trot - 240 feet
- Lope - 150 feet
- Stop and Back

PATTERN III

- Ordinary Walk - 30 feet
- Lope - 150 feet
- Extended Trot - 240 feet
- Trot - 120 feet
- Stop and Reverse
- Trot - 90 feet
- Lope - 150 feet
- Extended Lope - 200 feet
- Extended Walk - 75 feet
- Stop and Back

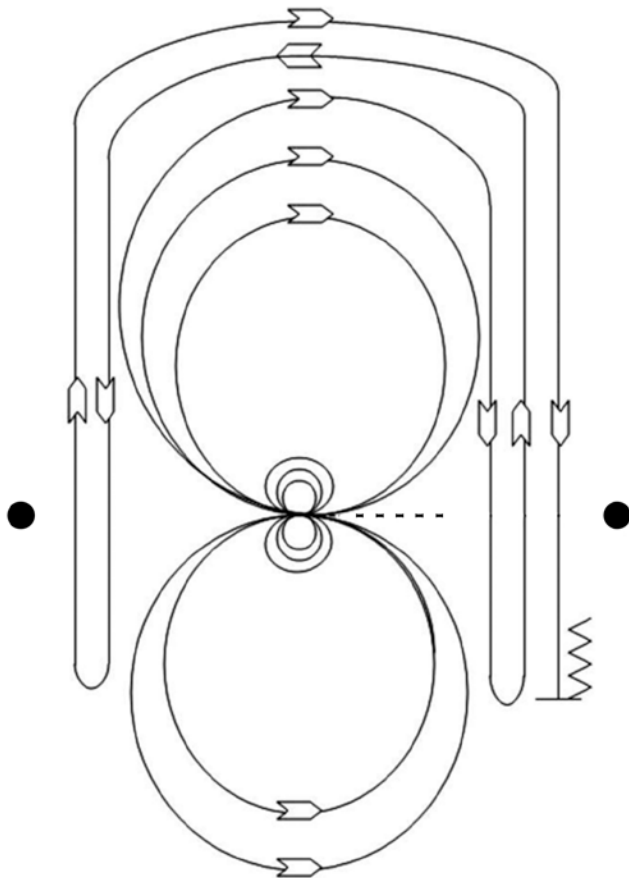
PATTERN IV

- Trot - 90 feet
- Extended Walk - 75 feet
- Lope - 150 feet
- Extended Trot - 240 feet
- Stop and Reverse
- Lope - 150 feet
- Extended Lope - 200 feet
- Ordinary Walk - 30 feet
- Trot - 90 feet
- Stop and Back

PATTERN V

- Lope - 150 feet
- Extended Lope - 200 feet
- Ordinary Walk - 30 feet
- Trot - 120 feet
- Stop and Reverse
- Extended Trot - 240 feet
- Trot - 90 feet
- Extended Walk - 75 feet
- Lope - 150 feet
- Stop and Back

Stock Horse Reining Pattern 1



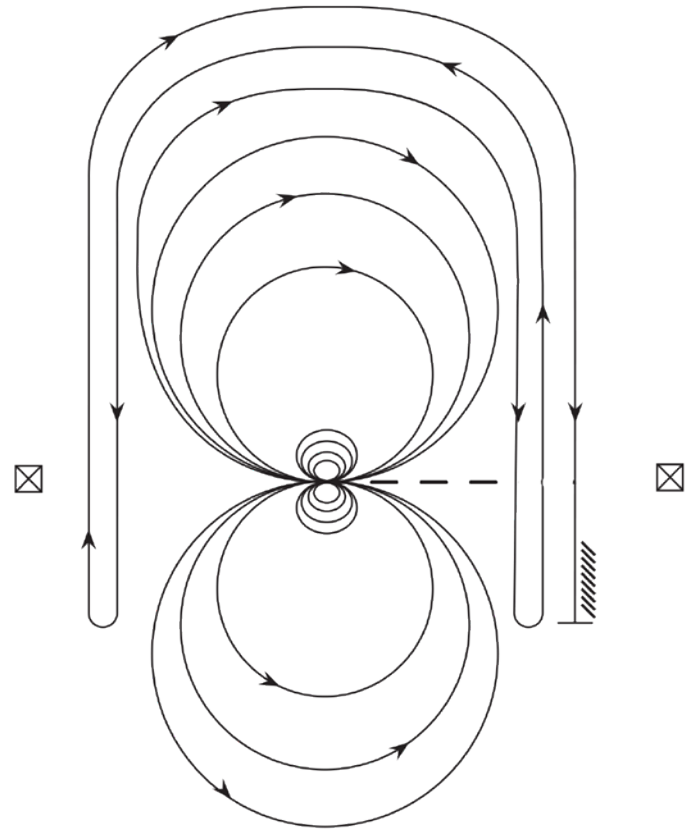
Mandatory Markers:

The judge shall indicate with markers on arena fence the center of the pattern.

Ride pattern as follows:

1. Trot to center of arena and stop.
2. Complete three spins in each direction
3. Begin on right lead and lope two large fast circles to the right, change leads.
4. Lope two large fast circles to the left, change leads.
5. Begin a large circle to the right but do not close this circle. Run down the right side of the arena past the center marker and do a left roll back at least 20 feet from the wall or fence, no hesitation.
6. Continue back around the previous circle but do not close this circle. Run down the left side of the arena past the center marker and do a right roll back at least 20 feet from the wall or fence, no hesitation.
7. Continue back around previous circle but do not close this circle. Run down the right side of the arena past the center marker and do a sliding stop at least 20 feet from the wall or fence. Back up at least 10 feet. Hesitate to show completion of pattern.

Stock Horse Reining Pattern 2



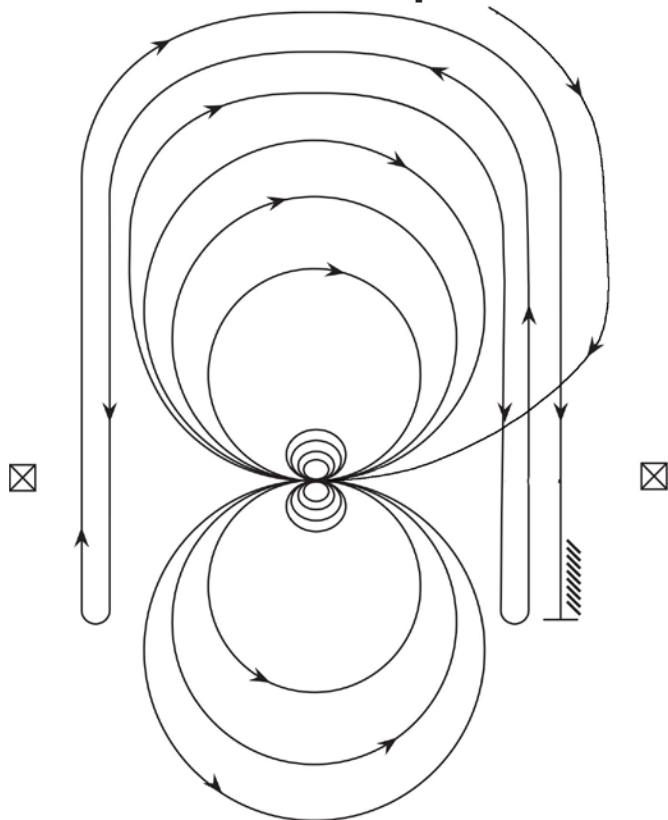
Mandatory Marker along Fence or Wall

The judge shall indicate with markers on arena fence or wall the center of pattern.

Ride pattern as follows:

1. Start by trotting into center of arena and either stop or walk before departure.
2. Make a large fast circle to right on the right lead.
3. Draw the second circle down to a small circle until you reach the center marker; stop.
4. Do four right spins at the center marker; hesitate
5. Begin on left lead and make a large fast circle
6. Then a small circle, again drawing it down to the center of the arena, stop.
7. Do four left spins, hesitate
8. Take a right lead & make a large fast circle to the right, change leads and make a large fast circle to the left, change leads
9. Begin a large fast circle to the right but do not close this circle. Run down the right side of the arena past the marker and do a left roll back at least 20 feet from the wall or fence
10. Continue back the arena, run down the left side of the arena past the center and do a right roll back at least 20 feet from the wall or fence
11. Run down the right side of the arena past the center marker and do a sliding stop at least 20 feet from the wall or fence. Back up at least 10 feet. Hesitate to show completion of pattern.

Stock Horse Reining Pattern 2 - Lope In



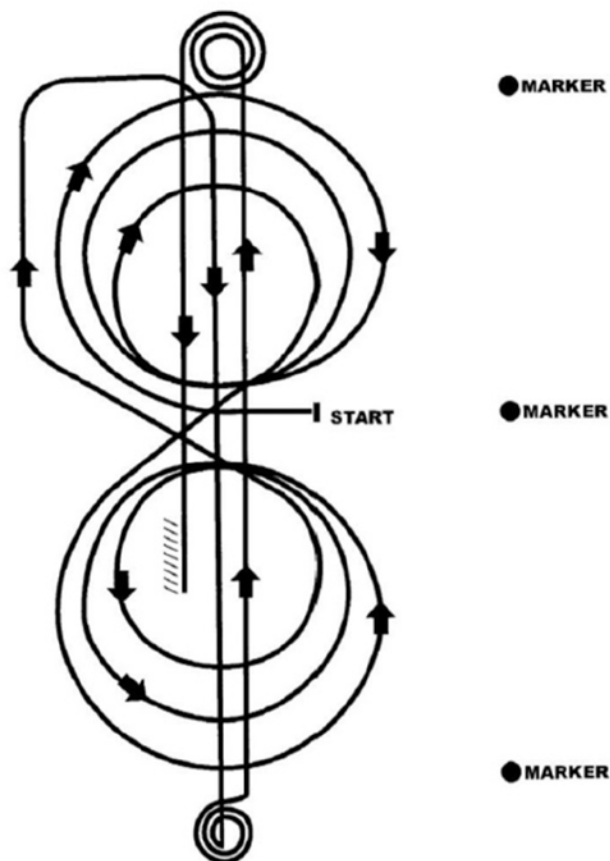
Mandatory Marker along Fence or Wall

The judge shall indicate with markers on arena fence or wall the center of pattern.

Ride pattern as follows:

1. As you enter the arena, begin on right lead and lope to the center, without stopping or breaking gait, and begin the pattern
2. Make a large fast circle to right on the right lead.
3. Draw the second circle down to a small circle until you reach the center marker; stop.
4. Do four right spins at the center marker; hesitate
5. Begin on left lead and make a large fast circle
6. Then a small circle, again drawing it down to the center of the arena, stop.
7. Do four left spins, hesitate
8. Take a right lead & make a large fast circle to the right, change leads and make a large fast circle to the left, change leads
9. Begin a large fast circle to the right but do not close this circle. Run down the right side of the arena past the center marker and do a left roll back at least 20 feet from the wall or fence
10. Continue back the arena, run down the left side of the arena past the center and do a right roll back at least 20 feet from the wall or fence
11. Run down the right side of the arena past the center marker and do a sliding stop at least 20 feet from the wall or fence. Back up at least 10 feet. Hesitate to show completion of pattern.

Stock Horse Reining Pattern 3



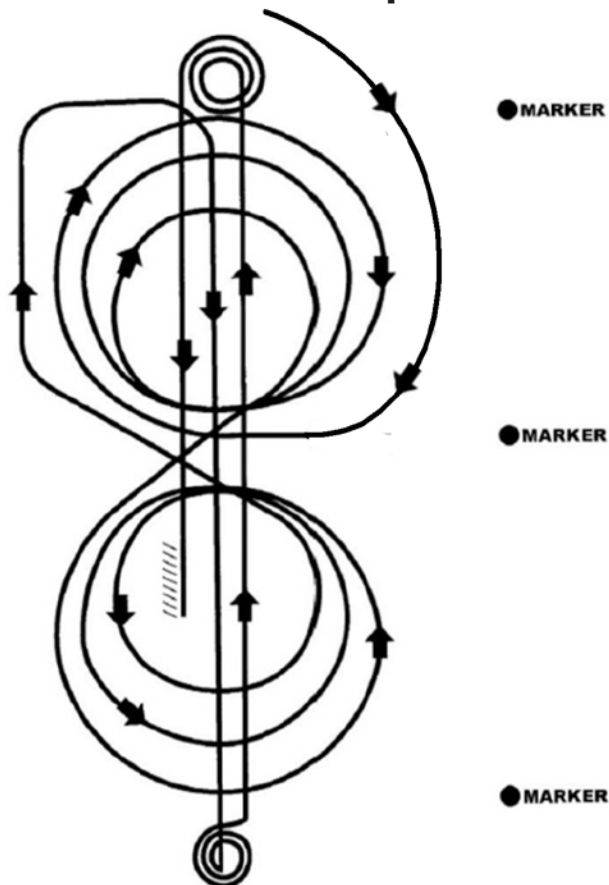
Mandatory Marker along Fence or Wall

The judge shall indicate with markers on arena fence or wall the center of pattern.

Ride pattern as follows:

1. Start by trotting into center of arena and stop.
2. Begin on right lead and complete three circles to the right, two large fast followed by one small slow circle, change to left lead
3. Complete three circles to the left, two large fast circles followed by one small slow circle. Change to right lead.
4. Continue loping around end of arena without breaking gait
5. Run up center of arena to far end past the end marker and come to a sliding stop.
6. Complete 3 1/2 spins to the right
7. Run up center of arena past the end marker, come to a sliding stop.
8. Complete 3 1/2 spins to the left
9. Run back to the middle of the arena past the center marker and come to a sliding stop
10. Back at least 10 feet in a straight line

Stock Horse Reining Pattern 3 - Lope In



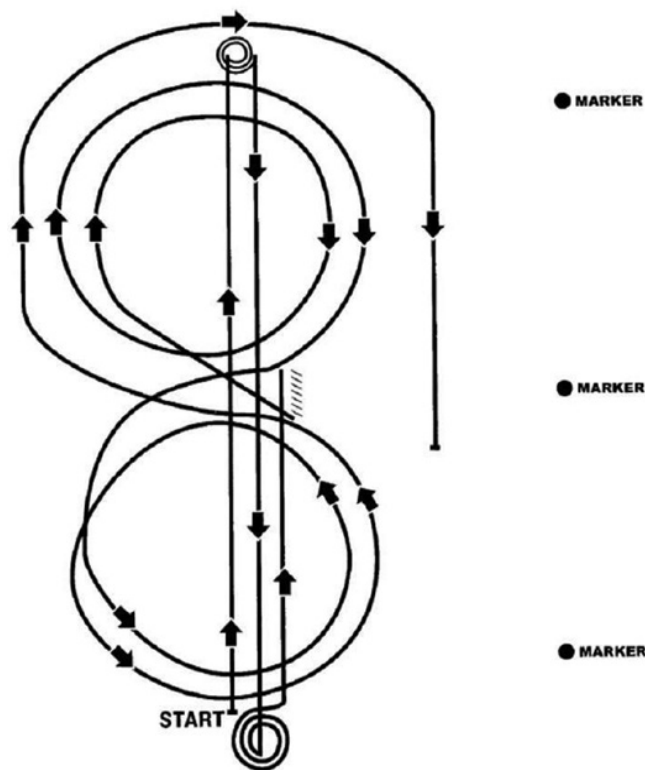
Mandatory Marker along Fence or Wall

The judge shall indicate with markers on arena fence or wall the center of pattern.

Ride pattern as follows:

1. As you enter the arena, begin on right lead and lope to the center, without stopping or breaking gait, and begin the pattern
2. Begin on right lead and complete three circles to the right, two large fast followed by one small slow circle, change to left lead
3. Complete three circles to the left, two large fast circles followed by one small slow circle. Change to right lead.
4. Continue loping around end of arena without breaking gait
5. Run up center of arena to far end past the end marker and come to a sliding stop.
6. Complete 3 1/2 spins to the right
7. Run up center of arena past the end marker, come to a sliding stop.
8. Complete 3 1/2 spins to the left
9. Run back to the middle of the arena past the center marker and come to a sliding stop
10. Back at least 10 feet in a straight line

Stock Horse Reining Pattern 4



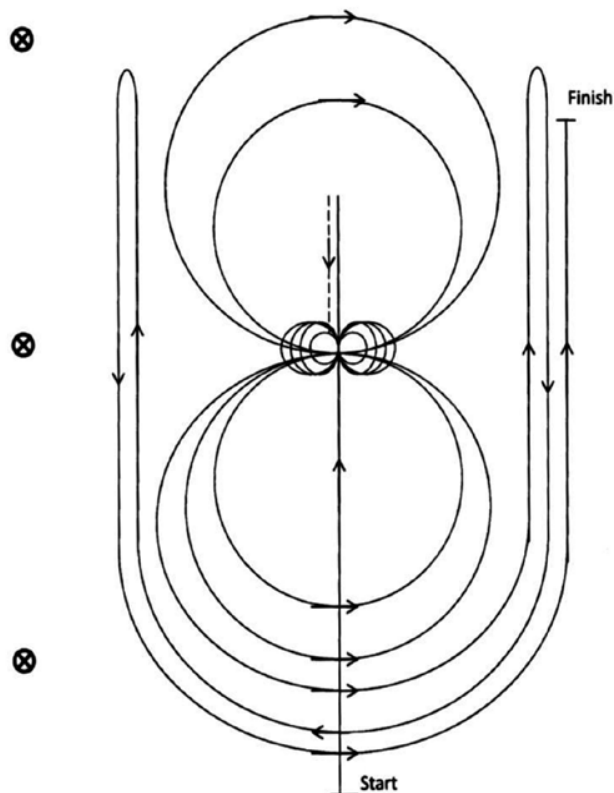
Mandatory Marker along Fence or Wall

The judge shall indicate with markers on arena fence or wall the center of pattern.

Ride pattern as follows:

1. Run up center of arena past the end marker and come to a sliding stop
2. Complete 3 1/2 spins to the left
3. Run down to other end of arena, past the end marker and come to a sliding stop.
4. Complete 3 1/2 spins to the right
5. Run past the center marker and stop.
6. Back at least 10 feet in a straight line
7. Complete 1/4 turn to the left, hesitate. Begin on right lead. Complete two circles to the right, the first one small and slow, the second large and fast. Change to left lead
8. Complete one small and slow circle then one large and fast circle. Change to right lead.
9. Run around end of arena to the other side, past the center marker, at least 20 feet from the fence and come to a sliding stop
10. Hesitate to complete pattern

Stock Horse Reining Pattern 5



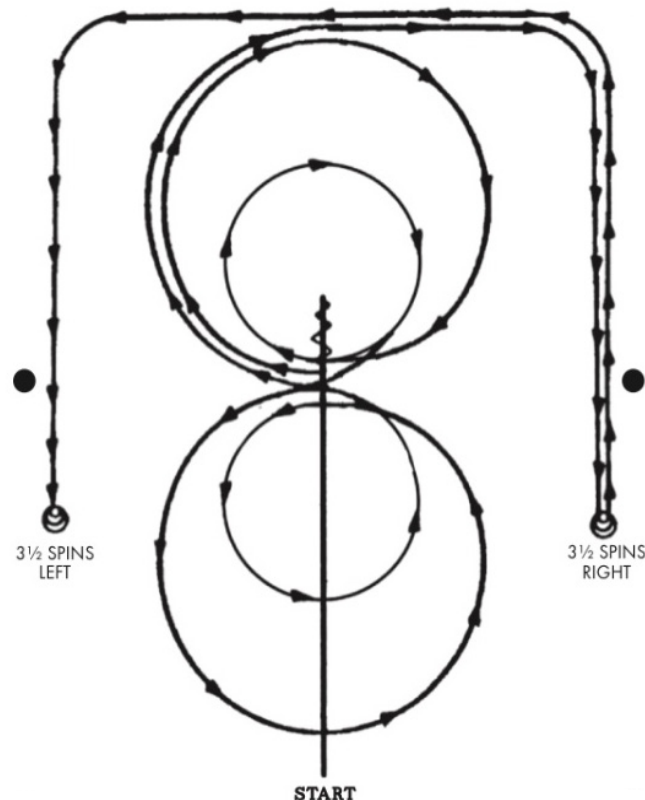
Mandatory Markers along Fence or Wall

The judge shall indicate the area for the pattern with six markers on arena fence.

Ride pattern as follows:

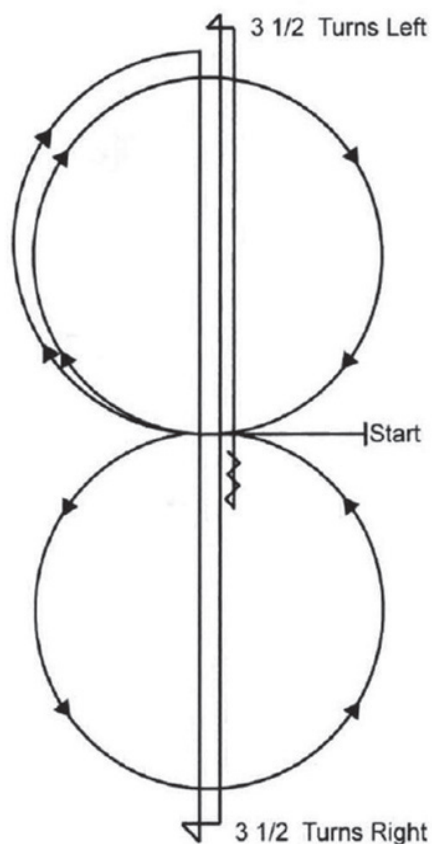
1. Run past the center marker and do a sliding stop. Back to center of arena or at least 10 feet. Hesitate.
2. Complete four right spins. Complete four and 1/4 left spins. Horse to be facing left fence at completion. Hesitate.
4. Beginning on the left lead, complete two circles to the left. First circle to be small and slow and second circle to be large and fast. Change leads at the center of the arena.
5. Complete two circles to the right. First circle to be small and slow and second circle to be large and fast. Change leads at center of arena.
6. Begin a large fast circle to the left. Do not close this circle. Run up the right side of the arena past the center marker and at least 20 feet from the fence. Do a right rollback.
7. Continue back around the previous circle, but do not close circle. RUN up the left side of the arena at least 20 feet from the fence and past the center marker. Do a left rollback.
8. Continue back around previous circle. Run up the right side of the arena at least 20 feet from the fence and past the center marker. Do a sliding stop. Hesitate to show completion of pattern.

Stock Horse Reining Pattern 6



1. Start at the end of the arena. Run down the middle past center marker to a sliding stop.
2. Back at least 10 feet to center. 1/4 turn left.
3. Pickup right lead, large fast circle, small slow circle.
4. Change leads to left, large fast circle, small slow circle.
5. Change leads to right, do not close this circle.
6. Run around the end of the arena and down the side (approximately 20 feet from the fence) past center marker and come to a sliding stop.
7. Complete 3-1/2 spins to the right.
8. Continue back down the side and end of the arena to the other side (approximately 20 feet from the fence), go past center marker and come to a sliding stop.
9. Complete 3-1/2 spins to the left. Hesitate to complete pattern.

Stock Horse Reining Pattern 7



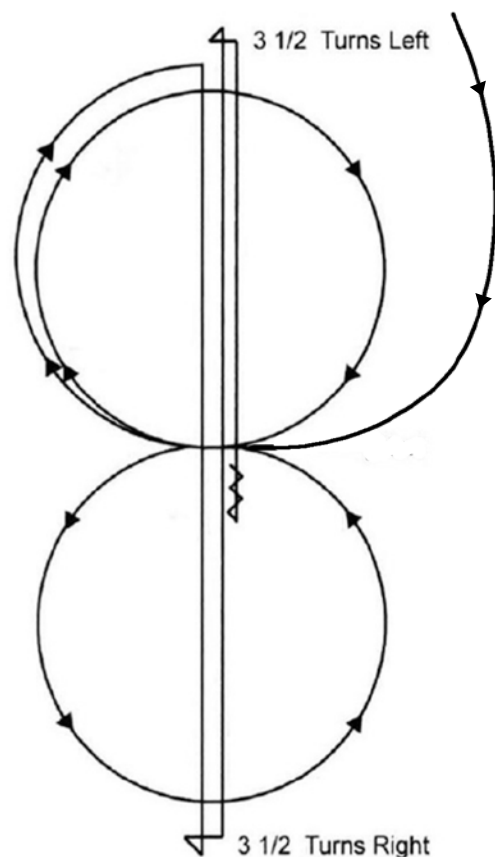
Mandatory Marker along Fence or Wall

The judge shall indicate with markers on arena fence or wall the center of pattern.

Ride pattern as follows:

1. Start by trotting into center of arena and stop.
2. Begin on right lead and lope one circle to the right. Change leads to the left.
3. Complete one circle to the left. Change leads to the right and go to the top of the arena.
4. Run down the center of arena to far end past the end marker and come to a sliding stop.
5. Complete 3 1/2 spins to the right
6. Run down to other end of arena, past the end marker, come to a sliding stop.
7. Complete 3 1/2 spins to the left
8. Run past the center marker and come to a sliding stop
9. Back at least 10 feet in a straight line
10. Hesitate to complete pattern

Stock Horse Reining Pattern 7 -- Lope In



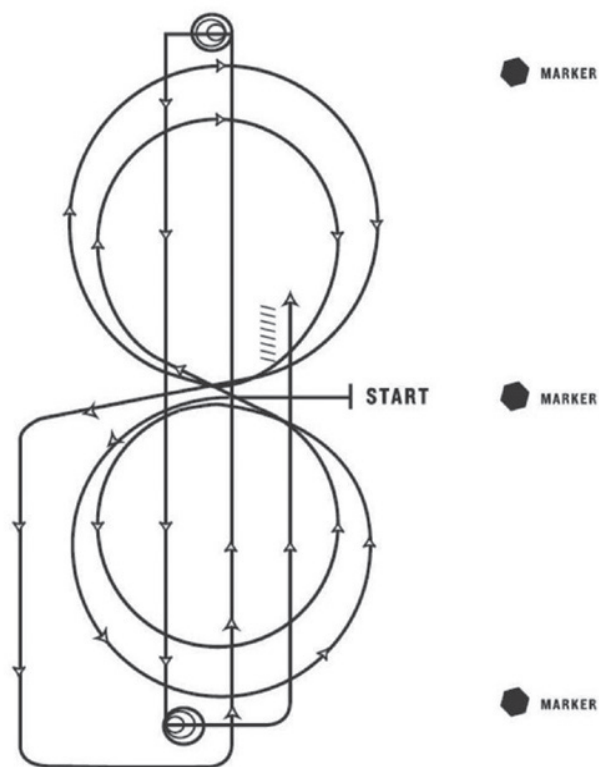
Mandatory Marker along Fence or Wall

The judge shall indicate with markers on arena fence or wall the center of pattern.

Ride pattern as follows:

1. As you enter the arena, begin on right lead and lope to the center, without stopping or breaking gait, and begin the pattern
2. Begin on right lead and lope one circle to the right. Change leads to the left.
3. Complete one circle to the left. Change leads to the right and go to the top of the arena.
4. Run down the center of arena to far end past the end marker and come to a sliding stop.
5. Complete 3 1/2 spins to the right
6. Run down to other end of arena, past the end marker, come to a sliding stop.
7. Complete 3 1/2 spins to the left
8. Run past the center marker and come to a sliding stop
9. Back at least 10 feet in a straight line
10. Hesitate to complete pattern

Stock Horse Reining Pattern 8



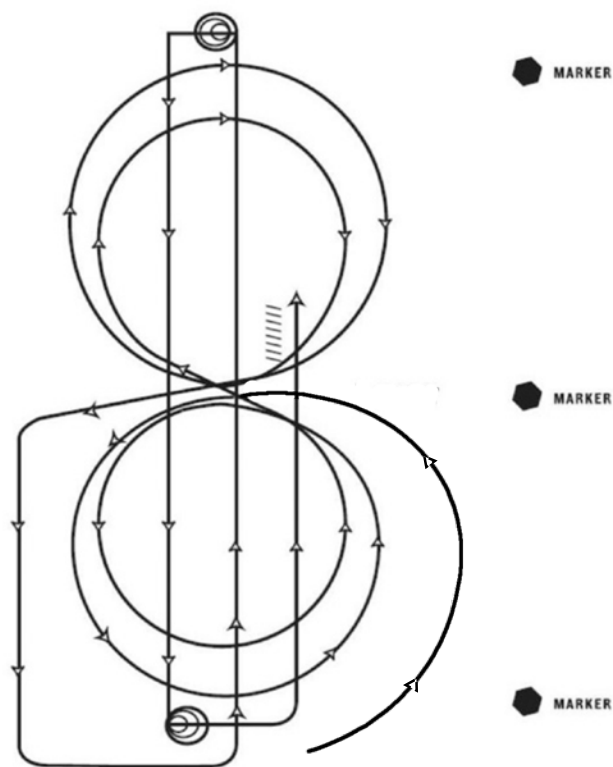
Mandatory Marker along Fence or Wall

The judge shall indicate with markers on arena fence or wall the center of pattern.

Ride pattern as follows:

1. Start by trotting into center of arena and stop.
2. Begin on left lead and complete two circles to the left, the first circle large and fast, the second circle small and slow. Change leads to the right
3. Complete two circles to the right, the first circle large and fast, the second circle small and slow. Change leads to the left
4. Continue around the end of arena without breaking gait or changing leads, run down the center of the arena past end marker and execute a square sliding stop.
5. Complete 3 1/2 spins to the left
6. Run down to other end of arena, past the end marker and execute a square sliding stop.
7. Complete 3 1/2 spins to the right
8. Run past the center marker and execute a square sliding stop.
9. Back at least 10 feet in a straight line
10. Hesitate to complete pattern

Stock Horse Reining Pattern 8 -- Lope In



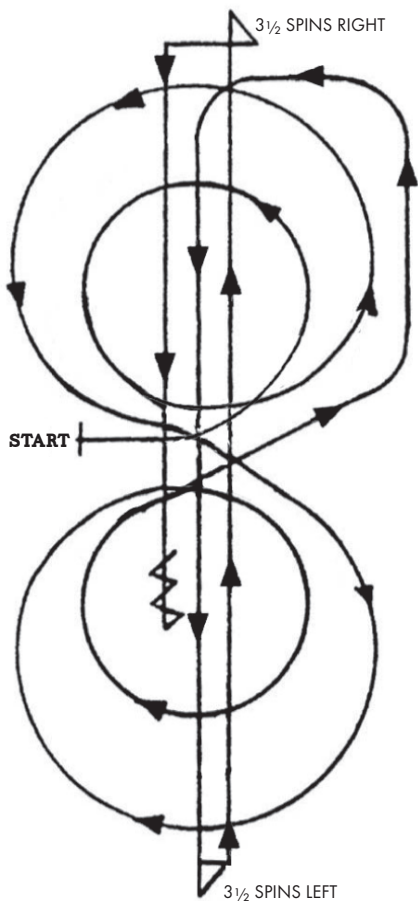
Mandatory Marker along Fence or Wall

The judge shall indicate with markers on arena fence or wall the center of pattern.

Ride pattern as follows:

1. As you enter the arena, begin on left lead and lope to the center, without stopping or breaking gait, and begin the pattern
2. Begin on left lead and complete two circles to the left, the first circle large and fast, the second circle small and slow. Change leads to the right
3. Complete two circles to the right, the first circle large and fast, the second circle small and slow. Change leads to the left
4. Continue around the end of arena without breaking gait or changing leads, run down the center of the arena past end marker and execute a square sliding stop.
5. Complete 3 1/2 spins to the left
6. Run down to other end of arena, past the end marker and execute a square sliding stop.
7. Complete 3 1/2 spins to the right
8. Run past the center marker and execute a square sliding stop.
9. Back at least 10 feet in a straight line
10. Hesitate to complete pattern

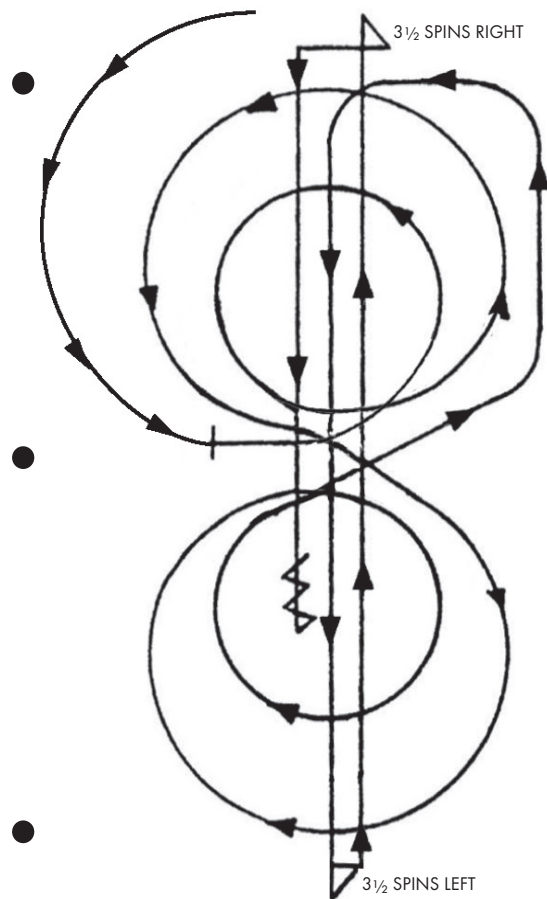
Stock Horse Reining Pattern 9



Trot to center of arena, stop.

1. Beginning on the left lead, complete 2 circles to the left. The first circle small and slow, the second circle large and fast. Change leads at the center of arena.
2. Complete 2 circles to the right. The first circle large and fast, the second circle small and slow. Change leads at the center of arena.
3. Continue around end of arena without breaking gait or changing leads, run down center of arena past end marker, and execute a square sliding stop.
4. Complete $3\frac{1}{2}$ spins to the left.
5. Run down center of arena past end marker, and execute a square sliding stop.
6. Complete $3\frac{1}{2}$ spins to the right.
7. Run down center of arena past center marker, and execute a square sliding stop.
8. Back up at least 10 feet. Hesitate to complete pattern.

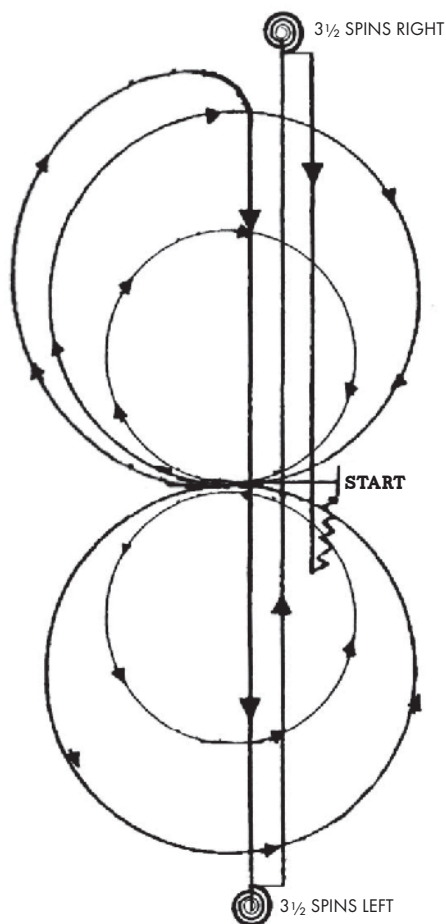
Stock Horse Reining Pattern 9 -- Lope In



Start on Left lead. At the center, without stopping or breaking gait, begin pattern

1. Beginning on the left lead, complete 2 circles to the left. The first circle small and slow, the second circle large and fast. Change leads at the center of arena.
2. Complete 2 circles to the right. The first circle large and fast, the second circle small and slow. Change leads at the center of arena.
3. Continue around end of arena without breaking gait or changing leads, run down center of arena past end marker, and execute a square sliding stop.
4. Complete $3\frac{1}{2}$ spins to the left.
5. Run down center of arena past end marker, and execute a square sliding stop.
6. Complete $3\frac{1}{2}$ spins to the right.
7. Run down center of arena past center marker, and execute a square sliding stop.
8. Back up at least 10 feet. Hesitate to complete pattern.

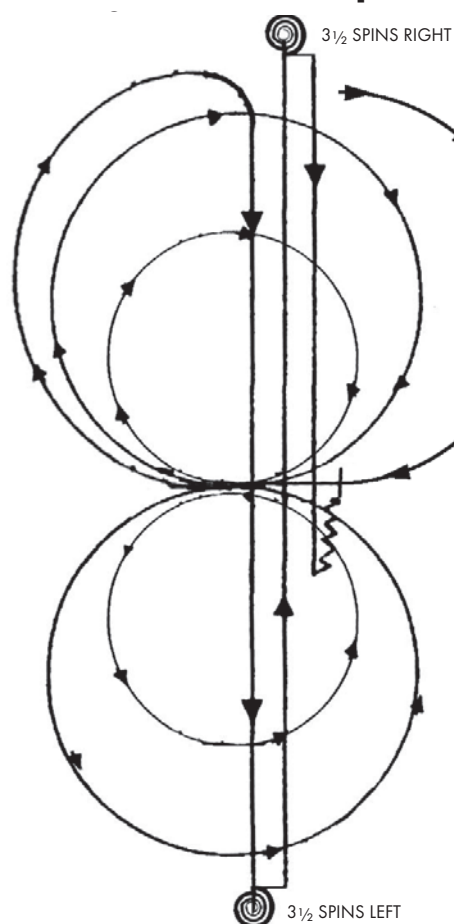
Stock Horse Reining Pattern 10



Trot to center of arena, stop.

1. Beginning on the right lead complete 2 circles to the right, the first circle large and fast, and the second circle small and slow. Change leads at the center of the arena.
2. Complete 2 circles to the left, the first circle large and fast, and the second circle small and slow. Change leads at the center of the arena
3. Continue around end of arena without breaking gait or changing leads, run down center of the arena past the end marker, execute a square sliding stop.
4. Complete 3½ spins to the left.
5. Run down center of arena past end marker, execute a square sliding stop.
6. Complete 3½ spins to the right.
7. Run down center of arena past center marker, execute a square sliding stop. Back at least 10 feet. Hesitate to complete pattern.

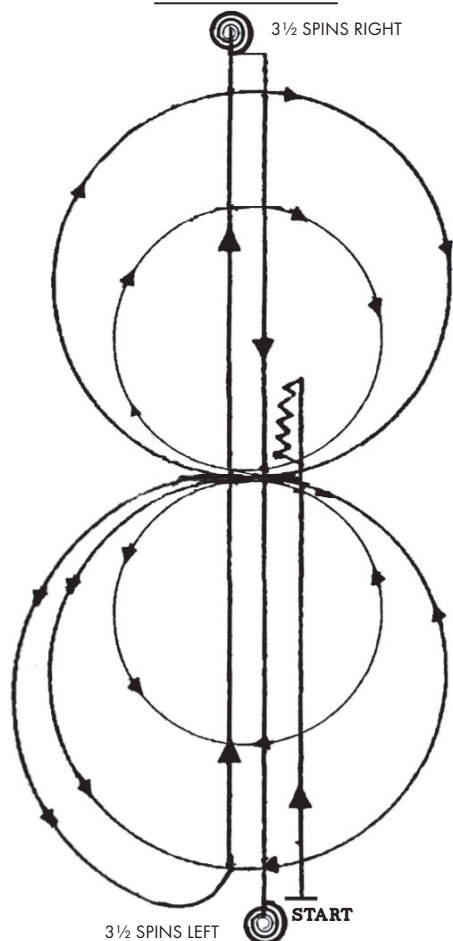
Stock Horse Reining Pattern 10 -- Lope In



Begin on right lead. At the center, without stopping or breaking gait, begin pattern !

1. Beginning on the right lead complete 2 circles to the right, the first circle large and fast, and the second circle small and slow. Change leads at the center of the arena.
2. Complete 2 circles to the left, the first circle large and fast, and the second circle small and slow. Change leads at the center of the arena
3. Continue around end of arena without breaking gait or changing leads, run down center of the arena past the end marker, execute a square sliding stop.
4. Complete 3½ spins to the left.
5. Run down center of arena past end marker, execute a square sliding stop.
6. Complete 3½ spins to the right.
7. Run down center of arena past center marker, execute a square sliding stop. Back at least 10 feet. Hesitate to complete pattern.

Stock Horse Reining Pattern 11



This pattern works best when the exhibitor and cattle enter from the same end of arena.

1. Start at end of arena. Run past center marker, stop, and back at least 10 feet.
2. $\frac{1}{4}$ turn to left. Complete 2 circles to left. The first circle large and fast, the second circle small and slow Change leads at the center of the arena.
3. Complete 2 circles to the right. The first circle small and slow, the second circle large and fast Change leads at the center of the arena.
4. Continue around end of arena without breaking gait or changing leads, run down center of arena past end marker, execute a square sliding stop.
5. Complete $3\frac{1}{2}$ spins to the right.
6. Rundown center of arena past end marker, execute a square sliding stop.
7. Complete $3\frac{1}{2}$ spins to the left. Hesitate to complete pattern.

Index

A

Attire 50
Awards 37–40

B

Board of Directors 7, 22
Election 11
Executive Committee 12
Box Drive Box Drive 66
Boxing 69
Bylaws 5

C

Collegiate Program 40–45
Cow Work, see also Stock Horse Cow Work 62

D

Derby, see also Futurity and Derby 71
Divisions 28
Intermediate 31
Junior 36
Level 1 Novice 34
Level 1 Open 29
Limited Non Pro 31
Non Pro 30
Non Pro Boxing 32
Novice 32, 33
Novice Youth 35
Open 28
Youth 34, 35
Dogs 27

E

Elections 11
Eligibility
Intermediate 31
Junior 36
Level 1 Novice 34
Level 1 Open 29
Limited Non Pro 31
Non Pro 30
Novice 32, 33
Novice Youth 35
Open 28
Youth 34, 35
Equipment 48
Futurity and Derby 72

F

Fence Work 62
Futurity and Derby 71
Age Requirements 72

Equipment 72
 Limited Non Pro Futurity and Derby 71
 Non Pro Incentive Award 72
 Scholarship 73

G

Gaits 51

H

History 5

L

Legacy Horse Award 39

M

Membership 19

Merit Award 38

P

Payout Schedule 29

Pleasure, see also Stock Horse Pleasure 51

R

Ranch Cutting 70

Reining, see also Stock Horse Reining 58

Rule changes 24

S

Scholarships 73

Scoring 45

Stock Horse Cow Work 62

Box Drive Box Drive 66

Boxing 69

Fence Work 62

Stock Horse Pleasure 51

Credits and Penalties 52

Gaits 51

Stock Horse Reining 58

Credits and Penalties 60

Stock Horse Trail 54

Credits and Penalties 56

Obstacles 54

V

Violations 26

W

Welfare 28

Y

Year End Awards 37–38

Constant Competitor 40

Merit Award 38

Novice Achievement 40



Edward Jones

INVESTMENTS

Reece Nichols

Kilgore, TX



Wickersham Angus
 Ranch



Thomas Hicks
 Construction



**WAGLEY
 CONSTRUCTION**

A&S Performance Horses

Seventh Heaven Ranch



**Carol Farnsworth /
 Bearsden, LLC**



Jonathan & Laura
 Yarbrough

**Stock Horse World Show Award
 & Family Sponsors**



Melanie Denton DVM



Nighttime Shiner & Liz Truax
 Dougless D Bar D Ranch
 Deana Uhl & Leslie Holleman
 Jeremy Dull Horsemanship
 Fridley & Horlen Families

Trailer Specialist - Wayne & Beth Purser

MK Performance Horses
 Elliot Ranches • Jayne Iffla

Edward Jones

INVESTMENTS
 REECE NICHOLS
 GREGG NICHOLS
 ZACH HAYDON





Stock Horse of Texas
PO Box 549
Archer City, TX 76351
855-846-7468
www.stockhorsetexas.org
shtx@stockhorsetexas.org

Helping People Ride a Better Horse



NRSHA
NATIONAL RANCH AND
STOCK HORSE ALLIANCE

Stock Horse of Texas is proud to be a founding member of the National Ranch and Stock Horse Alliance. The NRSHA mission is to preserve and promote ranching tradition and heritage through ranch and stock horse events, highlighting the versatility of these horses including their innate ability to handle livestock. For more information, visit www.ranchhorse.net